


Targeting *the Pathways of Human Disease*™
with *micro*RNA Therapeutics



Dear Shareholders,

2013 was a year of defining moments for Regulus as we advanced our therapeutic pipeline toward clinical development. We believe that we demonstrated significant progress toward realizing our mission of building a top-tier biopharmaceutical company dedicated to leading the discovery and development of a new and major class of medicines targeting *microRNAs*. Regulus is in a position of strength to realize our mission as evidenced by our maturing therapeutic pipeline, our emerging *microRNA* biomarkers platform, solid strategic relationships, and a healthy cash balance. And importantly, Regulus' rich intellectual property estate cements our continued leadership in the field with access to over 1,000 patents and patent applications, including approximately 200 patents and patent applications specific to *microRNA* therapeutics.

The backbone to Regulus' current position of strength is derived from our innovative science and the potential of our emerging pipeline. *microRNAs* are a recently discovered class of non-coding RNAs that control the majority of genes in the human genome and have been found to be dysregulated in many diseases. Modulating them may therefore have therapeutic utility in numerous disease states. We believe that *microRNA* therapeutics may be the next wave of innovative RNA therapies that have the potential to truly transform the field of drug discovery.

As we look back on 2013 and our recent achievements, we executed well on our 'Road to the Clinic' strategy, which focused on the identification of key *microRNA* candidates for clinical development to advance our therapeutic pipeline. Just about a year ago, we achieved an important milestone in our history and nominated our first ever *microRNA* candidate for clinical development, RG-101, a GalNAc-conjugated anti-miR targeting *microRNA*-122 for the treatment of the hepatitis C virus. RG-101 is a unique molecule - it is the first compound to combine technologies from all three leading companies in the RNA therapeutic space: Regulus' potent anti-miR-122 oligonucleotide, the most advanced chemistry from our founding company, Isis Pharmaceuticals, Inc., and the GalNAc delivery technology from our founding company, Alnylam Pharmaceuticals, Inc. This program, currently in Phase I development, provides us the opportunity to demonstrate our first human proof-of-concept results. If positive, these results will go a long way toward validating our technology platform and our approach to treating disease. More recently, we nominated

our second *microRNA* candidate for clinical development, RG-012, an anti-miR targeting *microRNA*-21 for the treatment of Alport Syndrome, an orphan, life-threatening kidney disease driven by genetic mutations with no approved therapy. This program underscores our internal focus on orphan diseases and we hope to continue to expand our clinical portfolio to other areas of high unmet medical need.

Clinical Map Initiative for 2014 and Beyond

We successfully achieved all goals under our 'Road to the Clinic' strategy and are pleased to have rapidly transitioned to our 'Clinical Map Initiative', which outlines critical corporate goals aimed at advancing our *microRNA* therapeutic pipeline over the next several years. Under the 'Clinical Map Initiative', we seek to demonstrate human proof-of-concept results in our Phase I study of RG-101, initiate a Phase I clinical study of RG-012 for the treatment of Alport Syndrome and nominate a third *microRNA* candidate for clinical development to grow our pipeline in a meaningful way. If we are successful, we believe that we will deliver significant value to our shareholders along the way.

I'd like to take this opportunity to thank our employees, board members and scientific advisors for their unwavering commitment, and you, our shareholders, for your continued support and belief in our mission to develop a new and major class of medicines targeting *microRNAs*.

Sincerely,



Kleanthis G.
Xanthopoulos, Ph.D.
President and CEO



From left to right, starting top left: Kleanthis G. Xanthopoulos, Ph.D., President and Chief Executive Officer, Neil W. Gibson, Ph.D., Chief Scientific Officer, David L. Szekeres, Chief Business Officer and General Counsel, Mary Glanville, Senior Vice President, Human Capital, Victor Knopov, Ph.D., Vice President, Pharmaceutical Development

**UNITED STATES
SECURITIES AND EXCHANGE COMMISSION
WASHINGTON, DC 20549**

Form 10-K

(Mark One)

ANNUAL REPORT PURSUANT TO SECTION 13 OR 15(d) OF THE SECURITIES EXCHANGE ACT OF 1934

For the fiscal year ended December 31, 2013

or

TRANSITION REPORT PURSUANT TO SECTION 13 OR 15(d) OF THE SECURITIES EXCHANGE ACT OF 1934

For the transition period from _____ to _____
Commission file number: 001-35670

Regulus Therapeutics Inc.

(Exact Name of Registrant as Specified in its Charter)

Delaware
(State or Other Jurisdiction of
Incorporation or Organization)

26-4738379
(I.R.S. Employer
Identification No.)

3545 John Hopkins Ct., Suite 210, San Diego CA
(Address of Principal Executive Offices)

92121
(Zip Code)

(858) 202-6300

(Registrant's Telephone Number, Including Area Code)

Securities registered pursuant to Section 12(b) of the Act:

Title of Each Class

Name of Each Exchange on Which Registered

Common Stock, par value \$0.001 per share

The NASDAQ Stock Market LLC

Securities registered pursuant to Section 12(g) of the Act: None

Indicate by check mark if the registrant is a well-known seasoned issuer, as defined in Rule 405 of the Securities Act. Yes No

Indicate by check mark if the registrant is not required to file reports pursuant to Section 13 or 15(d) of the Act. Yes No

Indicate by check mark whether the registrant: (1) has filed all reports required to be filed by Section 13 or 15(d) of the Securities Exchange Act of 1934 during the preceding 12 months (or for such shorter period that the registrant was required to file such reports), and (2) has been subject to such filing requirements for the past 90 days. Yes No

Indicate by check mark whether the registrant has submitted electronically and posted on its corporate Web site, if any, every Interactive Data File required to be submitted and posted pursuant to Rule 405 of Regulation S-T (§232.405 of this chapter) during the preceding 12 months (or for such shorter period that the registrant was required to submit and post such files). Yes No

Indicate by check mark if disclosure of delinquent filers pursuant to Item 405 of Regulation S-K is not contained herein, and will not be contained, to the best of the registrant's knowledge, in definitive proxy or information statements incorporated by reference in Part III of this Form 10-K or any amendment to this Form 10-K.

Indicate by check mark whether the registrant is a large accelerated filer, an accelerated filer, a non-accelerated filer or a smaller reporting company. See definitions of "large accelerated filer", "accelerated filer" and "smaller reporting company" in Rule 12b-2 of the Exchange Act.:

Large accelerated filer

Accelerated filer

Non-accelerated filer

Smaller reporting company

Indicate by check mark whether the registrant is a shell company (as defined in Rule 12b-2 of the Securities Exchange Act of 1934). Yes No

As of June 28, 2013, the last business day of the registrant's most recently completed second fiscal quarter, the aggregate market value of the registrant's common stock held by non-affiliates of the registrant was approximately \$125.1 million, based on the closing price of the registrant's common stock on the NASDAQ Global Market on June 28, 2013 of \$9.81 per share.

The number of outstanding shares of the registrant's common stock, par value \$0.001 per share, as of February 7, 2014 was 43,168,034.

DOCUMENTS INCORPORATED BY REFERENCE

Portions of the registrant's proxy statement to be filed with the Securities and Exchange Commission pursuant to Regulation 14A in connection with the registrant's 2014 Annual Meeting of Stockholders, which will be filed subsequent to the date hereof, are incorporated by reference into Part III of this Form 10-K. Such proxy statement will be filed with the Securities and Exchange Commission not later than 120 days following the end of the registrant's fiscal year ended December 31, 2013.

Regulus Therapeutics Inc.
FORM 10-K
For the Fiscal Year Ended December 31, 2013
Table of Contents

	<u>Page</u>
PART I	
Item 1 Business	2
Item 1A Risk Factors	25
Item 1B Unresolved Staff Comments	52
Item 2 Properties	52
Item 3 Legal Proceedings	52
Item 4 Mine Safety Disclosures	52
PART II	
Item 5 Market for Registrant’s Common Equity, Related Stockholder Matters and Issuer Purchases of Equity Securities	53
Item 6 Selected Financial Data	55
Item 7 Management’s Discussion and Analysis of Financial Condition and Results of Operations	56
Item 7A Quantitative and Qualitative Disclosures About Market Risk	69
Item 8 Financial Statements and Supplementary Data	69
Item 9 Changes in and Disagreements With Accountants on Accounting and Financial Disclosure	97
Item 9A Controls and Procedures	97
Item 9B Other Information	97
PART III	
Item 10 Directors, Executive Officers and Corporate Governance	98
Item 11 Executive Compensation	98
Item 12 Security Ownership of Certain Beneficial Owners and Management and Related Stockholder Matters	98
Item 13 Certain Relationships and Related Transactions, and Director Independence	98
Item 14 Principal Accounting Fees and Services	98
PART IV	
Item 15 Exhibits, Financial Statement Schedules	99
Signatures	100

The Regulus Therapeutics logo is a trademark of Regulus Therapeutics Inc. All other product and company names are trademarks of their respective companies.

PART I

Forward-Looking Statements

This Annual Report on Form 10-K, or this Annual Report, may contain “forward-looking statements” within the meaning of the federal securities laws made pursuant to the safe harbor provisions of the Private Securities Litigation Reform Act of 1995. Our actual results could differ materially from those anticipated in these forward-looking statements as a result of various factors, including those set forth below under Part I, Item 1A, “Risk Factors” in this Annual Report. Except as required by law, we assume no obligation to update these forward-looking statements, whether as a result of new information, future events or otherwise. These statements, which represent our current expectations or beliefs concerning various future events, may contain words such as “may,” “will,” “expect,” “anticipate,” “intend,” “plan,” “believe,” “estimate” or other words indicating future results. Such statements may include, but are not limited to, statements concerning the following:

- the initiation, cost, timing, progress and results of our research and development activities, preclinical studies and future clinical trials;
- our ability to obtain and maintain regulatory approval of our future product candidates, and any related restrictions, limitations, and/or warnings in the label of an approved product candidate;
- our ability to obtain funding for our operations;
- our plans to research, develop and commercialize our future product candidates;
- our strategic alliance partners’ election to pursue development and commercialization;
- our ability to attract collaborators with development, regulatory and commercialization expertise;
- our ability to obtain and maintain intellectual property protection for our future product candidates;
- the size and growth potential of the markets for our future product candidates, and our ability to serve those markets;
- our ability to successfully commercialize our future product candidates;
- the rate and degree of market acceptance of our future product candidates;
- our ability to develop sales and marketing capabilities, whether alone or with potential future collaborators;
- regulatory developments in the United States and foreign countries;
- the performance of our third-party suppliers and manufacturers;
- the success of competing therapies that are or become available;
- the loss of key scientific or management personnel;
- our ability to successfully secure and deploy capital;
- our ability to satisfy our debt obligations;
- our expectations regarding the time during which we will be an emerging growth company under the Jumpstart Our Business Startups Act of 2012, or the JOBS Act;
- our use of the proceeds from our initial public offering and concurrent private placement or our subsequent public offering in July 2013;
- the accuracy of our estimates regarding expenses, future revenues, capital requirements and need for additional financing; and
- the additional risks and other factors described under the caption “Risk Factors” under Item 1A of this Annual Report on Form 10-K for the fiscal year ended December 31, 2013, as filed with the Securities and Exchange Commission.

Item 1. Business.

We are a biopharmaceutical company focused on discovering and developing first-in-class drugs that target *microRNAs* to treat a broad range of diseases. We were formed in 2007 when Alnylam Pharmaceuticals, Inc., or Alnylam, and Isis Pharmaceuticals, Inc., or Isis, contributed significant intellectual property, know-how and financial and human capital to pursue the development of drugs targeting *microRNAs* pursuant to a license and collaboration agreement. *microRNAs* are recently discovered, naturally occurring ribonucleic acid, or RNA, molecules that play a critical role in regulating key biological pathways. Scientific research has shown that the improper balance, or dysregulation, of *microRNAs* is directly linked to many diseases. We believe we have assembled the leading position in the *microRNA* field, including expertise in *microRNA* biology and oligonucleotide chemistry, a broad intellectual property estate, key opinion leaders and disciplined drug discovery and development processes. We refer to these assets as our *microRNA* product platform. We are using our *microRNA* product platform to develop chemically modified, single-stranded oligonucleotides that we call anti-miRs. We use these anti-miRs to modulate *microRNAs* and by doing so return diseased cells to their healthy state. We are pursuing several *microRNA* targets and are focusing our proprietary efforts in oncology and orphan diseases. We believe *microRNAs* may be transformative in the field of drug discovery and that anti-miRs may become a new and major class of drugs with broad therapeutic application much like small molecules, biologics and monoclonal antibodies. Additionally, we believe that *microRNA* biomarkers may be used to select optimal patient segments in clinical trials and to monitor disease progression or relapse. We believe these *microRNA* biomarkers can be applied toward drugs that we develop and drugs developed by other companies with which we partner or collaborate, including small molecules and monoclonal antibodies. In January 2014, we expanded our biomarkers efforts and established *microMarkers*TM, a research and development division focused on identifying *microRNAs* as biomarkers of human disease, which is designed to support our therapeutic pipeline, collaborators and strategic partners.

RNA plays an essential role in the process used by cells to encode and translate genetic information from DNA to proteins. RNA is comprised of subunits called nucleotides and is synthesized from a DNA template by a process known as transcription. Transcription generates different types of RNA, including messenger RNAs that carry the information for proteins in the sequence of their nucleotides. In contrast, *microRNAs* are small RNAs that do not code for proteins but rather are responsible for regulating gene expression by affecting the translation of target messenger RNAs. By interacting with many messenger RNAs, a single *microRNA* can regulate several genes that are instrumental for the normal function of a biological pathway. More than 500 *microRNAs* have been identified to date in humans, each of which is believed to interact with a specific set of genes that control key aspects of cell biology. Since most diseases are multi-factorial and involve multiple targets in a pathway, the ability to modulate gene networks by targeting a single *microRNA* provides a new therapeutic approach for treating complex diseases.

We believe that *microRNA* therapeutics have the potential to become a new and major class of drugs with broad therapeutic application for the following reasons:

- *microRNAs* are a recent discovery in biology and, until recently, have not been a focus of pharmaceutical research;
- *microRNAs* play a critical role in regulating biological pathways by controlling the translation of many target genes;
- *microRNA* therapeutics target entire disease pathways which may result in more effective treatment of complex multi-factorial diseases;
- *microRNA* therapeutics can be produced with a more efficient rational drug design process; and
- *microRNA* therapeutics may be synergistic with other therapies because of their different mechanism of action.

We are currently optimizing anti-miRs in several distinct programs, both independently and with our strategic alliance partners, AstraZeneca AB, or AstraZeneca, GlaxoSmithKline plc, or GSK, and Sanofi. We also

have a collaboration agreement with Biogen Idec MA Inc., or Biogen Idec, to evaluate the potential use of *microRNA* signatures as a biomarker for human patients with multiple sclerosis, or MS. Under these strategic alliances, we are eligible to receive up to approximately \$1.5 billion in milestone payments upon successful commercialization of *microRNA* therapeutics for the programs contemplated by our agreements. These payments include up to \$128.0 million upon achievement of preclinical and investigational new drug application, or IND, milestones, up to \$254.0 million upon achievement of clinical development milestones, up to \$380.0 million upon achievement of regulatory milestones and up to \$730.0 million upon achievement of commercialization milestones.

In 2013, we set forth certain corporate goals that seek to advance our *microRNA* therapeutic pipeline toward the clinic under our ‘Road to the Clinic’ strategy. Specifically, we set the goal of nominating two *microRNA* candidates for clinical development in 2013, be positioned to file our first applications with regulatory authorities by the first half of 2014 and maintain a strong year-end cash position to support these goals. We successfully achieved all of these goals under our ‘Road to the Clinic’ strategy. Our first clinical candidate, RG-101, for which we have full ownership and commercial rights, is a GalNAc-conjugated anti-miR, which targets *microRNA*-122, for the treatment of patients with chronic hepatitis C virus infection, or HCV. We filed our first application for RG-101 with regulatory authorities in the Netherlands and recently received approval to commence a Phase I clinical trial. Additionally, we nominated RG-012, an anti-miR targeting miR-21 for the treatment of Alport Syndrome, an orphan, life-threatening kidney disease driven by genetic mutations, as our second *microRNA* candidate for clinical development. We are responsible for advancing RG-012 to proof-of-concept and Sanofi will have the exclusive option, exercisable after proof-of-concept, to take over further development and commercialization of the RG-012 program. Lastly, our strong financial position supported our ‘Road to the Clinic’ goals as we ended 2013 with \$114.0 million in cash, cash equivalents and short-term investments.

In February 2014, we launched our ‘Clinical Map Initiative’, which outlines certain corporate goals and objectives to advance our *microRNA* therapeutics pipeline over the next several years. Specifically, we intend to demonstrate human proof-of-concept results in the Phase I clinical study of RG-101 by the end of 2014, initiate a Phase I clinical study of RG-012 for the treatment of Alport Syndrome in the first half of 2015 and nominate a third *microRNA* candidate for clinical development by the end of 2014. In order to achieve these objectives, we intend to maintain a strong financial position and end 2014 with at least \$75.0 million in cash, cash equivalents and short-term investments.

OUR *microRNA* PRODUCT PLATFORM

We are the leading company in the field of *microRNA* therapeutics. Backed by our founding companies, Alnylam and Isis, we are uniquely positioned to leverage oligonucleotide technologies that have been proven in clinical trials. Central to achieving our goals is the know-how that we have accumulated in oligonucleotide design and how the specific chemistries behave in the clinical setting.

We view the following as providing a competitive advantage for our *microRNA* product platform:

- a mature platform selectively producing multiple development candidates advancing to the clinic;
- scientific advisors who are pioneers in the *microRNA* field;
- exclusive access to proven RNA therapeutic technologies through our founding companies, as well as approximately 850 patents and patent applications relating to oligonucleotide technologies;
- a leading *microRNA* intellectual property estate with access to approximately 200 patents and patent applications covering compositions and therapeutic uses;
- development expertise and financial resources provided by our three major strategic alliances with AstraZeneca, GSK and Sanofi; and
- over 30 academic collaborations that help us identify new *microRNA* targets and support our early stage discovery efforts.

The disciplined approach we take for the discovery and development of *microRNA* therapeutics is as important as the assets assembled to execute our plans and is based on the following four steps:

Step 1—Evaluation of microRNA therapeutic opportunities

The initiation of our *microRNA* discovery and development efforts is based on rigorous scientific and business criteria, including:

- existence of significant scientific evidence to support the role of a specific *microRNA* in a disease;
- availability of predictive preclinical disease models to test our *microRNA* development candidates;
- ability to effectively deliver anti-miRs to the diseased cells or tissues; and
- existence of a reasonable unmet medical need and commercial opportunity.

Step 2—Identification of microRNA targets

We identify *microRNA* targets through bioinformatic analysis of public and proprietary *microRNA* expression profiling data sets from samples of diseased human tissues. The analysis of such data sets can immediately highlight a potential role for specific *microRNAs* in the disease being studied. Further investigation of animal models that are predictive of human diseases in which those same *microRNAs* are also dysregulated provides additional data to support a new program. We have applied this strategy successfully in our existing programs and we believe that this approach will continue to help us identify clinically relevant *microRNA* targets.

Step 3—Validation of microRNA targets

Our validation strategy is based on two distinct steps. First, using genetic tools, we determine whether up-regulation, or overproduction, of the *microRNA* in healthy animals can create the specific disease state and inhibition of the *microRNA* can lead to a therapeutic benefit. Second, using animal models predictive of human diseases, we determine whether pharmacological modulation of the up-regulated *microRNA* target with our anti-miRs can also lead to a therapeutic benefit. This validation process enables us to prioritize the best *microRNA* targets that appear to be key drivers of disease and not simply correlating markers.

Step 4—Optimization of microRNA development candidates

We have developed a proprietary process that allows us to rapidly generate an optimized development candidate. Unlike traditional drug classes, such as small molecules, in which thousands of compounds must be screened to identify prospective leads, the fact that anti-miRs are mirror images of their target *microRNAs* allows for a more efficient rational design process. The optimization process incorporates our extensive knowledge base around oligonucleotide chemistry and anti-miR design to efficiently synthesize a starting pool of rationally designed anti-miRs to be evaluated in a series of proven assays and models. We also enhance our anti-miRs for distribution to the tissues where the specific *microRNA* target is causing disease.

Regulus *microMarkers*[™]

In January 2014, we established Regulus *microMarkers*[™], a research and development division focused on identifying *microRNAs* as biomarkers of human disease, which is designed to support our therapeutic pipeline, collaborators and strategic partners. Through our *microRNA* target identification and validation efforts we have developed proprietary technologies for *microRNA* profiling and analysis of human clinical samples such as tissue. More recently, *microRNAs* have been detected in bodily fluids such as blood, and emerging data generated by us and others have demonstrated that *microRNA* signatures in blood can mimic the expression profile observed in disease tissues.

The identification of dysregulated *microRNAs* from various human tissues and blood helps us identify and validate potential *microRNA* targets for therapeutic development. Equally important, such *microRNAs* may become biomarkers that can be used to select optimal patient segments for our clinical trials and the clinical trials of our strategic alliance partners and collaborators. In August 2012, we entered into an agreement with Biogen Idec MA Inc. to collaborate on *microRNA* biomarkers for MS and more recently, we entered into an arrangement with another leading, commercial-stage pharmaceutical company to explore *microRNAs* as biomarkers for specific patient populations.

OUR INITIAL DEVELOPMENT CANDIDATES

We are developing single-stranded oligonucleotides, which are chemically synthesized chains of nucleotides that are mirror images of specific target *microRNAs*. We incorporate proprietary chemical modifications to enhance drug properties such as potency, stability and tissue distribution. We refer to these chemically modified oligonucleotides as anti-miRs. Each anti-miR is designed to bind with and inhibit a specific *microRNA* target that is up-regulated in a cell and that is involved in the disease state. In binding to the *microRNA*, anti-miRs correct the dysregulation and return diseased cells to their healthy state. We have demonstrated therapeutic benefits of our anti-miRs in over 20 different preclinical models of human diseases.

We have identified and validated several *microRNA* targets across a number of disease categories and are working independently and with our strategic alliance partners to optimize anti-miR development candidates. Our distinct therapeutic development programs are shown in the table below:

<i>microRNA</i> target	anti-miR program	Commercial rights
miR-122	RG-101 for HCV	Regulus*
miR-21	RG-012 for Alport Syndrome	Sanofi/Regulus**
miR-221	Hepatocellular carcinoma	Sanofi/Regulus**
miR-21	Oncology	Sanofi/Regulus**
miR-19	Oncology	AstraZeneca
miR-103/107	Metabolic Disease	AstraZeneca
miR-10b	Glioblastoma	Regulus

* With the exception of RG-101, commercial rights for miR-122 target licensed to GSK.

** Sanofi will have the exclusive option, exercisable after proof-of-concept, to take over further development and commercialization of these programs. At this stage, Regulus will have the option to co-promote any *microRNA* therapeutic product in the United States.

One aspect of our strategy is to pursue a balanced approach between product candidates that we develop ourselves and those that we develop with partners. We intend to focus our own resources on proprietary product opportunities in therapeutic areas where development and commercialization activities are appropriate for our size and financial resources, which we anticipate will include niche indications and orphan diseases. In therapeutic areas where costs are more significant, development timelines are longer or markets are too large for our capabilities, we will seek to secure partners with requisite expertise and resources.

Our approach has been validated to date by the following strategic alliances and collaborations with large pharmaceutical companies:

- In April 2008, we formed a strategic alliance with GSK to discover and develop *microRNA* therapeutics for immuno-inflammatory diseases. In February 2010, we and GSK expanded the alliance to include potential *microRNA* therapeutics for the treatment of HCV. In June 2013, we amended our agreement with GSK and agreed that RG-101 is fully-owned by us and that miR-122 remains a collaboration target under the agreement.

- In June 2010, we formed a strategic alliance with Sanofi to discover and develop *microRNA* therapeutics for fibrotic diseases. In July 2012, we expanded the alliance to include potential *microRNA* therapeutics in oncology. The original research term for this strategic alliance expired in June 2013, upon which we and Sanofi entered into an option agreement pursuant to which we granted Sanofi an exclusive right to negotiate the co-development and commercialization of certain of our unencumbered *microRNA* programs, for which Sanofi paid us an upfront option fee of \$2.5 million. In addition, Sanofi granted us an exclusive option to negotiate the co-development and commercialization of miR-21. In February 2014, we and Sanofi extended our strategic alliance and Sanofi concurrently made a \$10.0 million investment in our common stock at a purchase price of \$7.67 per share, representing the average of the daily volume weighted average price per share of our common stock during the 30 trading days ending on the date immediately preceding the date of investment. Under the terms of our extended alliance, Sanofi will have opt-in rights to our miR-21 pre-clinical fibrosis program targeting miR-21 for the treatment of Alport Syndrome, our preclinical program targeting miR-21 for oncology indications, and our preclinical programs targeting miR-221/222 for oncology indications, each of which is to be led by us. If Sanofi chooses to exercise its option on any of these programs, Sanofi will reimburse us for a significant portion of our preclinical and clinical development costs and will also pay us an option exercise fee for any such program, provided that \$1.25 million of the \$2.5 million upfront option fee paid to us by Sanofi in connection with the June 2013 option agreement will be creditable against such option exercise fee. In addition, we will be eligible to receive clinical and regulatory milestone payments under these programs and potentially commercial milestone payments. We also continue to be eligible to receive royalties on *microRNA* therapeutic products commercialized by Sanofi or will have the right to co-promote these products. For additional information, see Notes 5 and 15 to our financial statements under Item 8 of Part II of this Annual Report.
- In August 2012, we formed a strategic alliance with AstraZeneca to discover and develop *microRNA* therapeutics for cardiovascular diseases, metabolic diseases and oncology. Pursuant to this alliance, we were investigating targeting *microRNA*-33 (“miR-33”) for the treatment of atherosclerosis. We and AstraZeneca recently agreed to terminate this program as a collaboration target. We continue to work towards the identification of development candidates on our other programs partnered with AstraZeneca, such as our program targeting *microRNA* 103/107 (“miR-103/107”) for the treatment of metabolic diseases and *microRNA*-19 (“miR-19”) in oncology, a target selected by AstraZeneca in October 2013. In addition, AstraZeneca has a contractual right to substitute a new target for miR-33.
- In August 2012, we entered into a collaboration agreement with Biogen Idec to evaluate the potential use of *microRNA* signatures as a biomarker for human patients with MS. In June 2013, we and Biogen Idec amended the collaboration agreement to update the research plan and criteria for success. We have also entered into an arrangement with another leading, commercial-stage pharmaceutical company to explore *microRNAs* as biomarkers for specific patient populations.

OUR STRATEGY

We are building the leading biopharmaceutical company focused on the discovery and development of first-in-class, targeted drugs based on our proprietary *microRNA* product platform. The key elements of our strategy are to:

- *Execute on our “Clinical Map Initiative”;* rapidly advance our initial programs into clinical development. We are currently optimizing our proprietary and partnered anti-miRs for development candidate selection. We expect to commence our first clinical trial in the first quarter of 2014, a Phase I clinical trial of RG-101, our GalNAc-conjugated anti-miR for the treatment of HCV. Additionally, we nominated RG-012, an anti-miR targeting miR-21 for the treatment of Alport Syndrome, an orphan, life-threatening kidney disease driven by genetic mutations, as our second *microRNA* candidate for clinical development.
- *Focus our resources on developing drugs for niche indications or orphan diseases.* We believe that *microRNA* therapeutics have utility in many diseases as they regulate pathways, not single targets. We

intend to focus on proprietary product opportunities in niche therapeutic areas where the development and commercialization activities are appropriate for our size and financial resources, such as our kidney fibrosis program targeting miR-21 for the treatment of Alport Syndrome.

- *Selectively form strategic alliances to augment our expertise and accelerate development and commercialization.* We have established strategic alliances with AstraZeneca, GSK and Sanofi and we will continue to seek partners who can bring therapeutic expertise, development and commercialization capabilities and funding to allow us to maximize the potential of our *microRNA* product platform.
- *Selectively use our microRNA product platform to develop additional targets.* We have identified several other *microRNA* targets with potential for therapeutic modulation and will apply our rigorous scientific and business criteria to develop them.
- *Develop microRNA biomarkers to support therapeutic product candidates.* We believe that *microRNA* biomarkers may be used to select optimal patient segments in clinical trials and to monitor disease progression or relapse. We believe these *microRNA* biomarkers can be applied toward drugs that we develop and drugs developed by other companies with which we partner or collaborate, including small molecules and monoclonal antibodies. In January 2014, we expanded our biomarkers efforts and established *microMarkers*TM, a research and development division focused on identifying *microRNAs* as biomarkers of human disease, which is designed to support our therapeutic pipeline, collaborators and strategic partners.
- *Maintain scientific and intellectual leadership in the microRNA field.* We will continue to conduct research in the *microRNA* field to better understand this new biology and characterize the specific mechanism of action for our future drugs. This includes building on our strong network of key opinion leaders and securing additional intellectual property rights to broaden our existing proprietary asset estate.

Our Intellectual Property and Technology Licenses

Intellectual property

We strive to protect and enhance the proprietary technologies that we believe are important to our business, including seeking and maintaining patents intended to cover our products and compositions, their methods of use and any other inventions that are important to the development of our business. We also rely on trade secrets to protect aspects of our business that are not amenable to, or that we do not consider appropriate for, patent protection.

We believe that we have a strong intellectual property position and substantial know-how relating to the development and commercialization of *microRNA* therapeutics, composed of:

- approximately 200 patents or patent applications that we own or have in-licensed from academic institutions and third parties including our founding companies, Alnylam and Isis, related to *microRNA* and *microRNA* drug products; and
- approximately 850 patents or patent applications exclusively licensed from our founding companies, Alnylam and Isis, related to RNA technologies, including patent and patent applications relating to chemical modification of oligonucleotides that are useful for *microRNA* therapeutics.

Our objective is to continue to expand our intellectual property estate through our multiple layer approach in order to protect our *microRNA* therapeutics and to maintain our leading position in the *microRNA* therapeutics field. Examples of the technologies covered by our patent portfolio are described below.

We have exclusively licensed patent rights from Julius-Maximilians-Universität Würzburg and Bayerische Patent Allianz GmbH, which we collectively refer to herein as the University of Würzburg, which rights encompass the use of anti-miR therapeutics targeting miR-21 for the treatment of fibrosis, including kidney, liver, lung and cardiac fibrosis. In collaboration with us, investigators at the University of Würzburg demonstrated that targeting miR-21 in a disease model resulted in beneficial phenotypic effects, including the

inhibition of the development of fibrosis. The Würzburg-licensed patent portfolio includes more than 20 U.S. and foreign patents and patent applications. Any patents within this portfolio that have issued or may yet issue would have a statutory expiration date in 2029.

We and Alnylam have a co-exclusive license from Stanford University, or Stanford, to patent rights concerning the use of anti-miR therapeutics targeting miR-122 for the treatment of HCV. This patent portfolio is based upon research conducted by Peter Sarnow, Ph.D. and colleagues at Stanford, demonstrating that miR-122 is required for HCV replication in mammalian cells. The Stanford-licensed portfolio includes more than 12 U.S. and foreign patents and patent applications. Any patents within this portfolio that have issued or may yet issue would have a statutory expiration date in 2025.

We have exclusively licensed from New York University, or NYU, patent rights encompassing the use of an anti-miR therapeutic targeting miR-33 for the treatment of atherosclerosis, metabolic syndrome and elevated triglycerides. In collaboration with us, Kathryn Moore, Ph.D. and colleagues at NYU demonstrated that inhibiting miR-33 has several therapeutic benefits, including reduction of atherosclerotic plaque size in an experimental model of atherosclerosis, in addition to reduction of serum triglycerides in non-human primates. The NYU-licensed patent rights include five U.S. and foreign patent applications. Any patents that may issue from these applications would have a statutory expiration date in 2031.

Our portfolio of exclusively and jointly owned patent and patent applications is currently composed of approximately 15 U.S. and foreign patents and approximately 80 U.S. and foreign applications with claims to methods of composition-of-matter related to our *microRNA* drug products and *microRNA* product platform. We jointly own approximately 10 of the patents and pending applications including those claiming methods for treating liver cancer, including hepatocellular carcinoma, or HCC, using anti-miRs targeting miR-21. The patents have statutory expiration dates in 2024, 2025, 2026, or 2029. Any patents that may issue from the pending applications would have statutory expiration dates between 2024 and 2033.

Our founding companies, Alnylam and Isis, each own or otherwise have rights to numerous patents and patent applications concerning oligonucleotide technologies and a substantial number of these patents and applications have been exclusively licensed to us for use in the *microRNA* field. The technologies covered in these patents and applications include various chemical modifications that are applicable to *microRNA* therapeutics. Due to patent expiration and strategic patent portfolio decisions, the total number licensed to Regulus will fluctuate from year to year. Among the licensed patents or patent applications, those covering key chemical modifications for use in *microRNA* drug products have statutory expiration dates in 2016, 2023, 2027 and 2029.

We have a co-exclusive license to the patent portfolio owned by Max-Planck-Gesellschaft, or MPG, which has been granted to us by Max-Planck-Innovation GmbH, or MI, a wholly-owned subsidiary of MPG acting as MPG's technology transfer agency. MPG and MI are collectively referred to herein as Max-Planck. This patent portfolio is based on the pioneering *microRNA* research conducted by Thomas Tuschl, Ph.D. and colleagues at the Max-Planck Institute of Biophysical Chemistry, which led to the discovery of over 100 human *microRNA* sequences, including *microRNAs* that are the focus of several of our programs. The patent rights encompass the *microRNA* gene sequences as well as the antisense sequences that are complementary to the *microRNAs* and thus cover both *microRNA* mimic and anti-miR products. Our license is co-exclusive with our founding companies, Alnylam and Isis, for the exploitation of the Max-Planck patent rights for therapeutic uses. In addition, we also have a co-exclusive license to develop and commercialize diagnostics based upon the Max-Planck patent rights contained in these applications. The Max-Planck licensed patent portfolio, referred to herein as the Tuschl 3 patents, includes at least 25 U.S. and foreign patents and patent applications. Any patents within this portfolio that have issued or may yet issue would have a statutory expiration date in 2022.

The term of individual patents depends upon the legal term of the patents in the countries in which they are obtained. In most countries in which we file, the patent term is 20 years from the date of filing the non-provisional application. In the United States, a patent's term may be lengthened by patent term adjustment, which

compensates a patentee for administrative delays by the U.S. Patent and Trademark Office in granting a patent, or may be shortened if a patent is terminally disclaimed over an earlier-filed patent.

The term of a patent that covers an FDA-approved drug may also be eligible for patent term extension, which permits patent term restoration of a U.S. patent as compensation for the patent term lost during the FDA regulatory review process. The Hatch-Waxman Act permits a patent term extension of up to five years beyond the expiration of the patent. The length of the patent term extension is related to the length of time the drug is under regulatory review. A patent term extension cannot extend the remaining term of a patent beyond a total of 14 years from the date of product approval and only one patent applicable to an approved drug may be extended. Similar provisions are available in Europe and other foreign jurisdictions to extend the term of a patent that covers an approved drug. When possible, depending upon the length of clinical trials and other factors involved in the filing of a new drug application, or NDA, we expect to apply for patent term extensions for patents covering our *microRNA* product candidates and their methods of use.

We may rely, in some circumstances, on trade secrets to protect our technology. However, trade secrets can be difficult to protect. We seek to protect our proprietary technology and processes, in part, by entering into confidentiality agreements with our employees, consultants, scientific advisors and contractors. We also seek to preserve the integrity and confidentiality of our data and trade secrets by maintaining physical security of our premises and physical and electronic security of our information technology systems.

Our Technology Licenses

Max-Planck

Therapeutic license

Prior to 2011, our access to the Tuschl 3 patents was derived from agreements between Max-Planck and our founding companies, Alnylam and Isis, for exclusive use in *microRNA* therapeutics. In April 2011, we entered into a direct, co-exclusive license with Max-Planck. The license provides to us, Alnylam and Isis, co-exclusively, access to the Tuschl 3 patents for therapeutic use. Max-Planck retains the right to practice the intellectual property licensed under the agreement for non-commercial purposes.

Under the terms of the license, we are permitted to sublicense our rights outright or as part of an alliance. The license requires that we use commercially reasonable diligence in developing and commercializing a product. In order to secure the license, we made an upfront payment of \$400,000 to Max-Planck. We will be required to make payments based upon the initiation of clinical trials and/or product approval milestones totaling up to \$1.6 million for each licensed product reaching such clinical stage. In addition to milestone payments, we will be required to pay royalties of a percentage of cumulative annual net sales of a licensed product commercialized by us or one of our strategic alliance partners. The percentage is in the low single digits, with the exact percentage depending upon whether the licensed product incorporates intellectual property covered by a Tuschl 3 patent that is still a pending application or, alternatively, an issued patent, and also upon the volume of annual sales. The royalties payable to Max-Planck are subject to reduction for any third party payments required to be made, with a minimum floor in the low single digits.

The longest lived patent rights licensed to us under the agreement have a statutory expiration date of September 2022.

Diagnostic license

In addition, in June 2009, we entered into a co-exclusive license with Max-Planck for use of the Tuschl 3 patents for diagnostic purposes. Under the terms of the license, we made an aggregate initial payment to Max-Planck of €175,000 in three installments, with €75,000 paid in June 2009 and €50,000 paid in each of June 2010 and June 2011. In addition, we made annual maintenance payments of €10,000 in 2011, €20,000 in 2012 and €30,000 in 2013 and will make annual maintenance payments in this amount thereafter during the term of the

agreement. In addition to maintenance payments, we will be required to pay royalties of a percentage of net sales of licensed products. The percentage is in the mid-single digits in the event we market the product and low end of the 10 to 20% range in the event we sell the product through a distributor. The royalties payable to Max-Planck are reduced by the royalties payable to third parties but only if aggregate royalties payable to Max-Planck and third parties exceed a percentage in the mid-10 to 20% range.

We are required to use commercially reasonable efforts to develop and commercialize products under the agreement. Under the terms of the agreement, Max-Planck is permitted to provide up to three additional co-exclusive licenses to its diagnostic patent rights. The longest lived patent rights licensed to us under the agreement have a statutory expiration date of September 2022.

Max-Planck retains the right to practice the intellectual property licensed under the agreement for non-commercial purposes.

University of Würzburg

In May 2010, we exclusively licensed patent rights from the University of Würzburg which encompass the use of anti-miR therapeutics targeting miR-21 for the treatment of fibrosis, including kidney, liver, lung and cardiac fibrosis.

The University of Würzburg has reserved the right to use the licensed intellectual property for academic and non-commercial purposes. We have the right to grant sublicenses to third parties under the agreement provided such sublicense is for the purpose of developing or commercializing a product. We must obtain the University of Würzburg's written consent to any such sublicense, which may not be unreasonably withheld. We must use commercially reasonable diligence in our efforts to develop, manufacture and commercialize a licensed product. We have assumed certain development milestone obligations and must report on our progress in achieving these milestones on an annual basis.

As a license issuance fee, we paid the University of Würzburg €300,000. In addition, upon commercialization of a product, we will pay to the University of Würzburg a percentage of net sales as a royalty. This royalty is in the low single digits and is reduced upon expiration of all patent claims covering the product. We also paid the University of Würzburg a partnership bonus of €200,000 upon entering into our strategic alliance agreement with Sanofi. Under the agreement, beginning January 1, 2020 and ending on the date we receive NDA approval for a licensed product, we will accrue a minimum royalty obligation of €150,000 per year, which will become payable upon approval of an NDA for a licensed product. After approval of an NDA for a licensed product, we will be required to pay the University of Würzburg an annual minimum royalty, which increases in the five years following approval up to a maximum of €3.0 million per year. The minimum royalties are creditable against actual royalties due and payable for the same calendar year.

In addition, we will be required to pay the University of Würzburg milestone payments of up to an aggregate of €1.75 million, based upon achievement of specified clinical and regulatory events. In the event we initiate a Phase 2 clinical trial for another indication with the same licensed product, we will be required to pay 50% of the milestone payments applicable to such milestone events. These milestone events are also tied to the due dates set forth in the commercialization plan but may be extended by delays caused by scientific challenges, regulatory requirements or other circumstances outside of our control. We must request an extension in writing explaining the cause for the delay and proposing new due dates. The University of Würzburg may accept the revised dates or reject them, in which case an arbitrator will set the revised dates.

The last to expire patent licensed to us under the agreement is currently expected to expire in February 2029.

Stanford University

In August 2005, Alnylam and Isis entered into a co-exclusive license agreement with Stanford, relating to its patent applications claiming the use of miR-122 to reduce the replication of HCV. Upon our formation, we

received access to the Stanford technology as an affiliate of Alnylam and Isis. In July 2009, Isis assigned its rights and obligations under the license agreement to us.

Under the license agreement, we are permitted to research, develop, manufacture and commercialize therapeutics for the treatment and prevention of HCV and related conditions. Diagnostics and reagents are specifically excluded from the license. In addition, the license provides a non-exclusive right to research, develop, manufacture and commercialize therapeutics for all conditions or diseases other than HCV. Stanford retained the right, on behalf of itself and all other non-profit academic institutions, to practice the licensed patents for non-profit purposes.

We are permitted to sublicense our rights under the agreement in connection with a bona fide partnership seeking to research and/or develop products under a jointly prepared research plan and which also includes a license to our intellectual property or in association with providing services to a sublicensee. In the event we receive an upfront payment in connection with a sublicense, we are obligated to pay to Stanford a one-time fixed payment amount, which amount will vary depending upon the size of upfront payment we receive. We must also make an annual license maintenance payment during the term of the agreement. The maintenance payments are creditable against royalty payments made in the same year. We will be required to pay milestones for an exclusively licensed product which will be payable upon achievement of specified regulatory and clinical milestones in an aggregate amount of up to \$400,000. Milestones for a non-exclusively licensed product will be payable upon achievement of the same milestones in an aggregate amount of up to \$300,000 for the first such product and up to \$200,000 for the second such product. Upon commercialization of a product, we will be required to pay to Stanford a percentage of net sales as a royalty. This percentage is in the low single digits. The payment will be reduced by other payments we are required to make to third parties until a minimum royalty has been reached.

The agreement requires that we use commercially reasonable efforts to develop, manufacture and commercialize a licensed product and we have agreed to meet certain development and commercialization milestones.

The last to expire patent licensed to us under the agreement is currently expected to expire in May 2025.

New York University

In March 2011, we entered into an exclusive license with NYU related to our miR-33 program. The license provides us the right to develop, manufacture and commercialize therapeutics for the treatment or prevention of atherosclerotic plaque and/or other metabolic disorders under NYU's patents. We are entitled to grant sublicenses under the agreement. NYU retains the right to practice the intellectual property licensed under the agreement for non-commercial purposes.

Under the terms of the agreement, we paid to NYU an upfront payment of \$25,000. An equal additional payment will be required upon issuance of a patent containing a claim of treating or preventing disease. We will be required to make payments to NYU upon achievement of specified clinical and regulatory milestones of up to an aggregate of \$925,000. These milestone payments will only be made after issuance of a therapeutic claim under the NYU patent applications. We are also required to pay royalties of a percentage of net sales for any product sold by us or a strategic alliance partner. The royalty rate is in the low single digits and is subject to reduction to a minimum amount in the event we are required to pay royalties to a third party. In the event we sublicense the NYU patents, NYU is also entitled to receive a percentage of the sublicense income received by us. The percentage payable depends upon the development stage of the program when the sublicense is completed with the highest percentage paid with submission of the first IND. The percentage thereafter declines until completion of the first Phase 2 clinical trial.

We are required, under the terms of the agreement, to use reasonable diligence to develop and commercialize a product and are required to provide NYU with annual reports detailing our progress in this

regard. In particular, we are required to fulfill specific development and regulatory milestones by particular dates. The longest-lived patent rights covered by the agreement is currently expected to expire in August 2031.

Manufacturing

We contract with third parties to manufacture our compounds and intend to do so in the future. We do not own or operate and we do not expect to own or operate, facilities for product manufacturing, storage and distribution, or testing. We have personnel with extensive technical, manufacturing, analytical and quality experience and strong project management discipline to oversee contract manufacturing and testing activities, and to compile manufacturing and quality information for our regulatory submissions.

Manufacturing is subject to extensive regulations that impose various procedural and documentation requirements, which govern record keeping, manufacturing processes and controls, personnel, quality control and quality assurance, among others. Our systems and contractors are required to be in compliance with these regulations, and this is assessed regularly through monitoring of performance and a formal audit program.

Research and Development Expenses

In 2013, 2012 and 2011, research and development expenses were \$29.9 million, \$20.3 million and \$17.3 million, respectively.

Competition

The biotechnology and pharmaceutical industries are characterized by intense and rapidly changing competition to develop new technologies and proprietary products. While we believe that our proprietary asset estate and scientific expertise in the *microRNA* field provide us with competitive advantages, we face potential competition from many different sources, including larger and better-funded pharmaceutical companies. Not only must we compete with other companies that are focused on *microRNA* therapeutics but any products that we may commercialize will have to compete with existing therapies and new therapies that may become available in the future.

We are aware of several companies that are working specifically to develop *microRNA* therapeutics. These include the biotechnology companies Groove Biopharma, Inc., InteRNA Technologies B.V., miRagen Therapeutics, Inc., MiReven Pty Ltd, Mirna Therapeutics, Inc., Microlin Bio, Inc. and Santaris Pharma A/S. These competitors also compete with us in recruiting human capital and securing licenses to complementary technologies or specific *microRNAs* that may be critical to the success of our business. They also compete with us for potential funding from the pharmaceutical industry. In addition, we expect that for each disease category for which we determine to develop and apply our *microRNA* therapeutics there are other biotechnology companies that will compete against us by applying marketed products and development programs using technology other than *microRNA* therapeutics. The key competitive factors that will affect the success of any of our development candidates, if commercialized, are likely to be their efficacy relative to such competing technologies, safety, convenience, price and the availability of reimbursement from government and other third-party payors. Our commercial opportunity could be reduced or eliminated if our competitors have products which are better in one or more of these categories.

Our Leadership

Our executive team has more than 50 years of collective experience leading the discovery and development of innovative therapeutics, including significant operational and financial experience with emerging biotechnology companies, which we believe is the ideal combination of talent to execute our strategy. In addition, our experienced board of directors, which includes representatives of our founding companies, Alnylam and Isis, provides significant support and guidance in all aspects of our business.

Our executive officers are:

- Kleanthis G. Xanthopoulos, Ph.D., our President and Chief Executive Officer, is an entrepreneur who has been involved in founding several companies, including Anadys Pharmaceuticals, Inc. (acquired by F. Hoffmann-La Roche Inc. in 2011), which he started as President and Chief Executive Officer.
- Neil W. Gibson, Ph.D., our Chief Scientific Officer, is experienced in the discovery and development of novel therapeutics who previously served as Chief Scientific Officer of the Oncology Research Unit at Pfizer Inc. and as Chief Scientific Officer of OSI Pharmaceuticals, Inc. He was involved in the discovery and development of several commercial cancer drugs including Xalkori® (crizotinib), Nexavar® (sorafenib) and Tarceva® (erlotinib).

Our executive team is supported by the following key personnel:

- David Szekeres, our Chief Business Officer and General Counsel, is an experienced transactional advisor with over a decade of experience in the global life sciences industry and who previously served in leadership roles at several companies, including Life Technologies Corporation, Invitrogen Corporation, Latham & Watkins LLP and Robertson Stephens.
- Mary Glanville, our Senior Vice President of Human Capital, is an accomplished human resources executive in the life sciences industry who previously served in management roles at Anadys Pharmaceuticals, Inc. (acquired by F. Hoffman-La Roche Inc. in 2011), Inflazyme Inc. and Inex Pharmaceuticals Corp.
- Victor Knopov, Ph.D., our Vice President, Pharmaceutical Development, is a leader in oligonucleotide drug delivery and pharmaceutical development who has held positions at Nitto Denko Technical Corporation, Bio-Medics, Inc., EnGene, Inc., Marina Biotech, Inc. and Inex Pharmaceuticals Corporation. Dr. Knopov has extensive knowledge of Chemistry, Manufacturing and Control, or CMC, development for various technology platforms including commercial production of enzymes, anticancer liposomal products as well as advanced delivery systems for antisense, plasmids and siRNA based on lipids, polymer nanoparticles and conjugated systems.
- Daniel R. Chevillard, CPA, our Vice President, Finance and Accounting, is a corporate finance leader with public accounting expertise who previously held senior roles in corporate finance, accounting and financial reporting as Controller and Senior Director, Finance at Prometheus Laboratories Inc. and who was a senior financial auditor at Ernst & Young LLP.

Government Regulation and Product Approval

Government authorities in the United States, at the federal, state and local level, and other countries extensively regulate, among other things, the research, development, testing, manufacture, quality control, approval, labeling, packaging, storage, record-keeping, promotion, advertising, distribution, post-approval monitoring and reporting, marketing and export and import of products such as those we are developing. Any product candidate that we develop must be approved by the FDA before it may be legally marketed in the United States and by the appropriate foreign regulatory agency before it may be legally marketed in foreign countries.

U.S. drug development process

In the United States, the FDA regulates drugs under the Federal Food, Drug and Cosmetic Act, or FDCA, and implementing regulations. Drugs are also subject to other federal, state and local statutes and regulations. The process of obtaining regulatory approvals and the subsequent compliance with appropriate federal, state, local and foreign statutes and regulations require the expenditure of substantial time and financial resources. Failure to comply with the applicable U.S. requirements at any time during the product development process, approval process or after approval, may subject an applicant to administrative or judicial civil or criminal sanctions. FDA sanctions could include refusal to approve pending applications, withdrawal of an approval, clinical hold, warning letters,

product recalls, product seizures, total or partial suspension of production or distribution, injunctions, fines, refusals of government contracts, debarment, restitution, disgorgement or civil or criminal penalties. Any agency or judicial enforcement action could have a material adverse effect on us. The process required by the FDA before a drug may be marketed in the United States generally involves the following:

- completion of nonclinical laboratory tests, animal studies and formulation studies according to good laboratory practices, or GLP, or other applicable regulations;
- submission to the FDA of an application for an IND, which must become effective before human clinical trials may begin;
- performance of adequate and well-controlled human clinical trials according to the FDA's regulations commonly referred to as current good clinical practices, or GCPs, to establish the safety and efficacy of the proposed drug for its intended use;
- submission to the FDA of an NDA for a new drug;
- satisfactory completion of an FDA inspection of the manufacturing facility or facilities where the drug is produced to assess compliance with the FDA's current good manufacturing practice standards, or cGMP, to assure that the facilities, methods and controls are adequate to preserve the drug's identity, strength, quality and purity;
- potential FDA audit of the nonclinical and clinical trial sites that generated the data in support of the NDA; and
- FDA review and approval of the NDA.

The lengthy process of seeking required approvals and the continuing need for compliance with applicable statutes and regulations require the expenditure of substantial resources and approvals are inherently uncertain.

Before testing any compounds with potential therapeutic value in humans, the drug candidate enters the preclinical testing stage. Preclinical tests, also referred to as nonclinical studies, include laboratory evaluations of product chemistry, toxicity and formulation, as well as animal studies to assess the potential safety and activity of the drug candidate. The conduct of the preclinical tests must comply with federal regulations and requirements including GLP. The sponsor must submit the results of the preclinical tests, together with manufacturing information, analytical data, any available clinical data or literature and a proposed clinical protocol, to the FDA as part of the IND. The IND automatically becomes effective 30 days after receipt by the FDA, unless the FDA places the clinical trial on a clinical hold within that 30-day time period. In such a case, the IND sponsor and the FDA must resolve any outstanding concerns before the clinical trial can begin. The FDA may also impose clinical holds on a drug candidate at any time before or during clinical trials due to safety concerns or non-compliance. Accordingly, we cannot be sure that submission of an IND will result in the FDA allowing clinical trials to begin, or that, once begun, issues will not arise that suspend or terminate such trial.

Clinical trials involve the administration of the drug candidate to healthy volunteers or patients under the supervision of qualified investigators, generally physicians not employed by or under the trial sponsor's control. Clinical trials are conducted under protocols detailing, among other things, the objectives of the clinical trial, dosing procedures, subject selection and exclusion criteria, and the parameters to be used to monitor subject safety. Each protocol must be submitted to the FDA as part of the IND. Clinical trials must be conducted in accordance with the FDA's regulations comprising the good clinical practices requirements. Further, each clinical trial must be reviewed and approved by an independent institutional review board, or IRB, at or servicing each institution at which the clinical trial will be conducted. An IRB is charged with protecting the welfare and rights of trial participants and considers such items as whether the risks to individuals participating in the clinical trials are minimized and are reasonable in relation to anticipated benefits. The IRB also approves the form and content of the informed consent that must be signed by each clinical trial subject or his or her legal representative and must monitor the clinical trial until completed.

Human clinical trials are typically conducted in three sequential phases that may overlap or be combined:

- Phase 1. The drug is initially introduced into healthy human subjects and tested for safety, dosage tolerance, absorption, metabolism, distribution and excretion. In the case of some products for severe or life-threatening diseases, especially when the product may be too inherently toxic to ethically administer to healthy volunteers, the initial human testing is often conducted in patients.
- Phase 2. The drug is evaluated in a limited patient population to identify possible adverse effects and safety risks, to preliminarily evaluate the efficacy of the product for specific targeted diseases and to determine dosage tolerance, optimal dosage and dosing schedule.
- Phase 3. Clinical trials are undertaken to further evaluate dosage, clinical efficacy and safety in an expanded patient population at geographically dispersed clinical trial sites. These clinical trials are intended to establish the overall risk/benefit ratio of the product and provide an adequate basis for product labeling. Generally, two adequate and well-controlled Phase 3 clinical trials are required by the FDA for approval of an NDA.

Post-approval clinical trials, sometimes referred to as Phase 4 clinical trials, may be conducted after initial marketing approval. These clinical trials are used to gain additional experience from the treatment of patients in the intended therapeutic indication.

Annual progress reports detailing the results of the clinical trials must be submitted to the FDA and written IND safety reports must be promptly submitted to the FDA and the investigators for serious and unexpected adverse events or any finding from tests in laboratory animals that suggests a significant risk for human subjects. Phase 1, Phase 2 and Phase 3 clinical trials may not be completed successfully within any specified period, if at all. The FDA or the sponsor or its data safety monitoring board may suspend a clinical trial at any time on various grounds, including a finding that the research subjects or patients are being exposed to an unacceptable health risk. Similarly, an IRB can suspend or terminate approval of a clinical trial at its institution if the clinical trial is not being conducted in accordance with the IRB's requirements or if the drug has been associated with unexpected serious harm to patients.

Concurrently with clinical trials, companies usually complete additional animal studies and must also develop additional information about the chemistry and physical characteristics of the drug as well as finalize a process for manufacturing the product in commercial quantities in accordance with cGMP requirements. The manufacturing process must be capable of consistently producing quality batches of the drug candidate and, among other things, must develop methods for testing the identity, strength, quality and purity of the final drug. Additionally, appropriate packaging must be selected and tested and stability studies must be conducted to demonstrate that the drug candidate does not undergo unacceptable deterioration over its shelf life.

U.S. review and approval processes

The results of product development, nonclinical studies and clinical trials, along with descriptions of the manufacturing process, analytical tests conducted on the chemistry of the drug, proposed labeling and other relevant information are submitted to the FDA as part of an NDA requesting approval to market the product. The submission of an NDA is subject to the payment of substantial user fees; a waiver of such fees may be obtained under certain limited circumstances.

In addition, under the Pediatric Research Equity Act, or PREA, an NDA or supplement to an NDA must contain data to assess the safety and effectiveness of the drug for the claimed indications in all relevant pediatric subpopulations and to support dosing and administration for each pediatric subpopulation for which the product is safe and effective. The FDA may grant deferrals for submission of data or full or partial waivers. Unless otherwise required by regulation, PREA does not apply to any drug for an indication for which orphan designation has been granted.

The FDA reviews all NDAs submitted to determine if they are substantially complete before it accepts them for filing. Once the submission is accepted for filing, the FDA begins an in-depth review of the NDA. Under the goals and policies agreed to by the FDA under the Prescription Drug User Fee Act, or PDUFA, the FDA has 10 months in which to complete its initial review of a standard NDA and respond to the applicant, and six months for a priority NDA. The FDA does not always meet its PDUFA goal dates for standard and priority NDAs. The review process and the PDUFA goal date may be extended by three months if the FDA requests or the NDA sponsor otherwise provides additional information or clarification regarding information already provided in the submission within the last three months before the PDUFA goal date.

After the NDA submission is accepted for filing, the FDA reviews the NDA to determine, among other things, whether the proposed product is safe and effective for its intended use, and whether the product is being manufactured in accordance with cGMP to assure and preserve the product's identity, strength, quality and purity. The FDA may refer applications for novel drug or biological products or drug or biological products which present difficult questions of safety or efficacy to an advisory committee, typically a panel that includes clinicians and other experts, for review, evaluation and a recommendation as to whether the application should be approved and under what conditions. The FDA is not bound by the recommendations of an advisory committee, but it considers such recommendations carefully when making decisions. During the drug approval process, the FDA also will determine whether a risk evaluation and mitigation strategy, or REMS, is necessary to assure the safe use of the drug. If the FDA concludes a REMS is needed, the sponsor of the NDA must submit a proposed REMS; the FDA will not approve the NDA without a REMS, if required.

Before approving an NDA, the FDA will inspect the facilities at which the product is manufactured. The FDA will not approve the product unless it determines that the manufacturing processes and facilities are in compliance with cGMP requirements and adequate to assure consistent production of the product within required specifications. Additionally, before approving an NDA, the FDA will typically inspect one or more clinical sites to assure that the clinical trials were conducted in compliance with IND study requirements. If the FDA determines that the application, manufacturing process or manufacturing facilities are not acceptable it will outline the deficiencies in the submission and often will request additional testing or information.

The NDA review and approval process is lengthy and difficult and the FDA may refuse to approve an NDA if the applicable regulatory criteria are not satisfied or may require additional clinical data or other data and information. Even if such data and information is submitted, the FDA may ultimately decide that the NDA does not satisfy the criteria for approval. Data obtained from clinical trials are not always conclusive and the FDA may interpret data differently than we interpret the same data. The FDA will issue a complete response letter if the agency decides not to approve the NDA. The complete response letter usually describes all of the specific deficiencies in the NDA identified by the FDA. The deficiencies identified may be minor, for example, requiring labeling changes, or major, for example, requiring additional clinical trials. Additionally, the complete response letter may include recommended actions that the applicant might take to place the application in a condition for approval. If a complete response letter is issued, the applicant may either resubmit the NDA, addressing all of the deficiencies identified in the letter, or withdraw the application.

If a product receives regulatory approval, the approval may be significantly limited to specific diseases and dosages or the indications for use may otherwise be limited, which could restrict the commercial value of the product. Further, the FDA may require that certain contraindications, warnings or precautions be included in the product labeling. In addition, the FDA may require post marketing clinical trials, sometimes referred to as Phase 4 clinical trials testing, which involves clinical trials designed to further assess a drug safety and effectiveness and may require testing and surveillance programs to monitor the safety of approved products that have been commercialized.

Orphan drug designation

Under the Orphan Drug Act, the FDA may grant orphan designation to a drug or biological product intended to treat a rare disease or condition, which is generally a disease or condition that affects fewer than 200,000

individuals in the United States, or more than 200,000 individuals in the United States and for which there is no reasonable expectation that the cost of developing and making a drug or biological product available in the United States for this type of disease or condition will be recovered from sales of the product. Orphan product designation must be requested before submitting an NDA. After the FDA grants orphan product designation, the identity of the therapeutic agent and its potential orphan use are disclosed publicly by the FDA. Orphan product designation does not convey any advantage in or shorten the duration of the regulatory review and approval process.

If a product that has orphan designation subsequently receives the first FDA approval for the disease or condition for which it has such designation, the product is entitled to orphan product exclusivity, which means that the FDA may not approve any other applications to market the same drug or biological product for the same indication for seven years, except in limited circumstances, such as a showing of clinical superiority to the product with orphan exclusivity. Competitors, however, may receive approval of different products for the indication for which the orphan product has exclusivity or obtain approval for the same product but for a different indication for which the orphan product has exclusivity. Orphan product exclusivity also could block the approval of one of our products for seven years if a competitor obtains approval of the same drug or biological product as defined by the FDA or if our drug candidate is determined to be contained within the competitor's product for the same indication or disease. If a drug or biological product designated as an orphan product receives marketing approval for an indication broader than what is designated, it may not be entitled to orphan product exclusivity. Orphan drug status has similar but not identical benefits in the European Union.

Expedited development and review programs

The FDA has a Fast Track program that is intended to expedite or facilitate the process for reviewing new drugs and biological products that meet certain criteria. Specifically, new drugs and biological products are eligible for Fast Track designation if they are intended to treat a serious or life-threatening condition and demonstrate the potential to address unmet medical needs for the condition. Fast Track designation applies to the combination of the product and the specific indication for which it is being studied. Unique to a Fast Track product, the FDA may consider for review sections of the NDA on a rolling basis before the complete application is submitted, if the sponsor provides a schedule for the submission of the sections of the NDA, the FDA agrees to accept sections of the NDA and determines that the schedule is acceptable, and the sponsor pays any required user fees upon submission of the first section of the NDA.

Any product submitted to the FDA for marketing, including a Fast Track program, may also be eligible for other types of FDA programs intended to expedite development and review, such as priority review and accelerated approval. Any product is eligible for priority review if it has the potential to provide safe and effective therapy where no satisfactory alternative therapy exists or a significant improvement in the treatment, diagnosis or prevention of a disease compared to marketed products. The FDA will attempt to direct additional resources to the evaluation of an application for a new drug or biological product designated for priority review in an effort to facilitate the review. Additionally, a product may be eligible for accelerated approval. Drug or biological products studied for their safety and effectiveness in treating serious or life-threatening illnesses and that provide meaningful therapeutic benefit over existing treatments may receive accelerated approval, which means that they may be approved on the basis of adequate and well-controlled clinical trials establishing that the product has an effect on a surrogate endpoint that is reasonably likely to predict a clinical benefit, or on the basis of an effect on a clinical endpoint other than survival or irreversible morbidity. As a condition of approval, the FDA may require that a sponsor of a drug or biological product receiving accelerated approval perform adequate and well-controlled post-marketing clinical trials. In addition, the FDA currently requires as a condition for accelerated approval pre-approval of promotional materials, which could adversely impact the timing of the commercial launch of the product. Fast Track designation, priority review and accelerated approval do not change the standards for approval but may expedite the development or approval process.

Post-approval requirements

Any drug products for which we or our strategic alliance partners receive FDA approvals are subject to continuing regulation by the FDA, including, among other things, record-keeping requirements, reporting of adverse experiences with the product, providing the FDA with updated safety and efficacy information, product sampling and distribution requirements, complying with certain electronic records and signature requirements and complying with FDA promotion and advertising requirements, which include, among others, standards for direct-to-consumer advertising, promoting drugs for uses or in patient populations that are not described in the drug's approved labeling (known as "off-label use"), industry-sponsored scientific and educational activities, and promotional activities involving the internet. Failure to comply with FDA requirements can have negative consequences, including adverse publicity, enforcement letters from the FDA, mandated corrective advertising or communications with doctors, and civil or criminal penalties. Although physicians may prescribe legally available drugs for off-label uses, manufacturers may not market or promote such off-label uses.

We will rely, and expect to continue to rely, on third parties for the production of clinical and commercial quantities of any products that we may commercialize. Our strategic alliance partners may also utilize third parties for some or all of a product we are developing with such strategic alliance partner. Manufacturers of our products are required to comply with applicable FDA manufacturing requirements contained in the FDA's cGMP regulations. cGMP regulations require among other things, quality control and quality assurance as well as the corresponding maintenance of records and documentation. Drug manufacturers and other entities involved in the manufacture and distribution of approved drugs are required to register their establishments with the FDA and certain state agencies, and are subject to periodic unannounced inspections by the FDA and certain state agencies for compliance with cGMP and other laws. Accordingly, manufacturers must continue to expend time, money, and effort in the area of production and quality control to maintain cGMP compliance. Discovery of problems with a product after approval may result in restrictions on a product, manufacturer, or holder of an approved NDA, including withdrawal of the product from the market. In addition, changes to the manufacturing process generally require prior FDA approval before being implemented and other types of changes to the approved product, such as adding new indications and additional labeling claims, are also subject to further FDA review and approval.

The FDA also may require post-marketing testing, known as Phase 4 testing, risk minimization action plans and surveillance to monitor the effects of an approved product or place conditions on an approval that could restrict the distribution or use of the product.

U.S. patent term restoration and marketing exclusivity

Depending upon the timing, duration and specifics of the FDA approval of the use of our drug candidates, some of our United States patents may be eligible for limited patent term extension under the Drug Price Competition and Patent Term Restoration Act of 1984, commonly referred to as the Hatch-Waxman Amendments. The Hatch-Waxman Amendments permit a patent restoration term of up to five years as compensation for patent term lost during product development and the FDA regulatory review process. However, patent term restoration cannot extend the remaining term of a patent beyond a total of 14 years from the product's approval date. The patent term restoration period is generally one-half the time between the effective date of an IND and the submission date of an NDA plus the time between the submission date of an NDA and the approval of that application. Only one patent applicable to an approved drug is eligible for the extension and the application for the extension must be submitted prior to the expiration of the patent. The United States Patent and Trademark Office, in consultation with the FDA, reviews and approves the application for any patent term extension or restoration. In the future, we may intend to apply for restoration of patent term for one of our currently owned or licensed patents to add patent life beyond its current expiration date, depending on the expected length of the clinical trials and other factors involved in the filing of the relevant NDA.

Market exclusivity provisions under the FDCA can also delay the submission or the approval of certain applications of other companies seeking to reference another company's NDA. The FDCA provides a five-year

period of non-patent marketing exclusivity within the United States to the first applicant to obtain approval of an NDA for a new chemical entity. A drug is a new chemical entity if the FDA has not previously approved any other new drug containing the same active moiety, which is the molecule or ion responsible for the action of the drug substance. During the exclusivity period, the FDA may not accept for review an abbreviated new drug application, or ANDA, or a 505(b)(2) NDA submitted by another company for another version of such drug where the applicant does not own or have a legal right of reference to all the data required for approval. However, an application may be submitted after four years if it contains a certification of patent invalidity or non-infringement to one of the patents listed with the FDA by the innovator NDA holder. The FDCA also provides three years of marketing exclusivity for an NDA, or supplement to an existing NDA if new clinical investigations, other than bioavailability studies, that were conducted or sponsored by the applicant are deemed by the FDA to be essential to the approval of the application, for example new indications, dosages or strengths of an existing drug. This three-year exclusivity covers only the conditions associated with the new clinical investigations and does not prohibit the FDA from approving ANDAs for drugs containing the original active agent. Five-year and three-year exclusivity will not delay the submission or approval of a full NDA. However, an applicant submitting a full NDA would be required to conduct or obtain a right of reference to all of the preclinical studies and adequate and well-controlled clinical trials necessary to demonstrate safety and effectiveness. Pediatric exclusivity is another type of regulatory market exclusivity in the United States. Pediatric exclusivity, if granted, adds six months to existing exclusivity periods and patent terms. This six-month exclusivity, which runs from the end of other exclusivity protection or patent term, may be granted based on the voluntary completion of a pediatric trial in accordance with an FDA-issued "Written Request" for such a trial.

U.S. Foreign Corrupt Practices Act

The U.S. Foreign Corrupt Practices Act, or FCPA, prohibits certain individuals and entities, including us, from promising, paying, offering to pay, or authorizing the payment of anything of value to any foreign government official, directly or indirectly, to obtain or retain business or an improper advantage. The U.S. Department of Justice and the U.S. Securities and Exchange Commission, or SEC, have increased their enforcement efforts with respect to the FCPA. Violations of the FCPA may result in large civil and criminal penalties and could result in an adverse effect on a company's reputation, operations, and financial condition. A company may also face collateral consequences such as debarment and the loss of export privileges.

Federal and state fraud and abuse laws

In addition to FDA restrictions on marketing of pharmaceutical products, several other types of state and federal laws have been applied to restrict certain business practices in the biopharmaceutical industry in recent years. These laws include anti-kickback statutes and false claims statutes.

The federal Anti-Kickback Statute prohibits, among other things, knowingly and willfully offering, paying, soliciting, or receiving remuneration to induce or in return for purchasing, leasing, ordering, or arranging for the purchase, lease, or order of any healthcare item or service reimbursable under Medicare, Medicaid, or other federally financed healthcare programs. The term "remuneration" has been broadly interpreted to include anything of value, including for example, gifts, discounts, the furnishing of supplies or equipment, credit arrangements, payments of cash, waivers of payment, ownership interests and providing anything at less than its fair market value. The Anti-Kickback Statute has been interpreted to apply to arrangements between pharmaceutical manufacturers on one hand and prescribers, purchasers, and formulary managers on the other. Although there are a number of statutory exemptions and regulatory safe harbors protecting certain common activities from prosecution, the exemptions and safe harbors are drawn narrowly, and our practices may not in all cases meet all of the criteria for statutory exemptions or safe harbor protection. Practices that involve remuneration that may be alleged to be intended to induce prescribing, purchases, or recommendations may be subject to scrutiny if they do not qualify for an exemption or safe harbor. Several courts have interpreted the statute's intent requirement to mean that if any one purpose of an arrangement involving remuneration is to induce referrals of federal healthcare covered business, the statute has been violated. The reach of the Anti-Kickback Statute was also broadened by the Patient Protection and Affordable Health Care Act, as amended by

the Health Care and Education Affordability Reconciliation Act, or collectively the PPACA, which, among other things, amends the intent requirement of the federal Anti-Kickback Statute. Pursuant to the statutory amendment, a person or entity no longer needs to have actual knowledge of this statute or specific intent to violate it in order to have committed a violation. In addition, the PPACA provides that the government may assert that a claim including items or services resulting from a violation of the federal Anti-Kickback Statute constitutes a false or fraudulent claim for purposes of the civil False Claims Act (discussed below) or the civil monetary penalties statute, which imposes penalties against any person who is determined to have presented or caused to be presented a claim to a federal health program that the person knows or should know is for an item or service that was not provided as claimed or is false or fraudulent.

The federal False Claims Act prohibits any person from knowingly presenting, or causing to be presented, a false claim for payment to the federal government. Recently, several pharmaceutical and other healthcare companies have been prosecuted under these laws for allegedly providing free product to customers with the expectation that the customers would bill federal programs for the product. Other companies have been prosecuted for causing false claims to be submitted because of the companies' marketing of the product for unapproved, and thus non-reimbursable, uses. Many states also have statutes or regulations similar to the federal Anti-Kickback Statute and False Claims Act, which state laws apply to items and services reimbursed under Medicaid and other state programs, or, in several states, apply regardless of the payer. Also, the federal Health Insurance Portability and Accountability Act of 1996, or HIPAA, created new federal criminal statutes that prohibit knowingly and willfully executing a scheme to defraud any healthcare benefit program, including private third-party payers and knowingly and willfully falsifying, concealing or covering up a material fact or making any materially false, fictitious or fraudulent statement in connection with the delivery of or payment for healthcare benefits, items or services.

Because of the breadth of these laws and the narrowness of the federal Anti-Kickback Statute's safe harbors, it is possible that some of our business activities could be subject to challenge under one or more of such laws. Such a challenge could have a material adverse effect on our business, financial condition and results of operations. If we obtain FDA approval for any of our product candidates and begin commercializing those products in the United States, our operations may be directly, or indirectly through our customers, distributors, or other business partners, subject to various federal and state fraud and abuse laws, including, without limitation, anti-kickback statutes and false claims statutes. These laws may impact, among other things, our proposed sales, marketing and education programs.

In addition, we may be subject to data privacy and security regulation by both the federal government and the states in which we conduct our business. HIPAA, as amended by the Health Information Technology and Clinical Health Act, or HITECH, and its implementing regulations, imposes certain requirements relating to the privacy, security and transmission of individually identifiable health information. Among other things, HITECH makes HIPAA's privacy and security standards directly applicable to "business associates"—independent contractors or agents of covered entities that receive or obtain protected health information in connection with providing a service on behalf of a covered entity. HITECH also increased the civil and criminal penalties that may be imposed against covered entities, business associates and possibly other persons, and gave state attorneys general new authority to file civil actions for damages or injunctions in federal courts to enforce the federal HIPAA laws and seek attorney's fees and costs associated with pursuing federal civil actions. In addition, state laws govern the privacy and security of health information in certain circumstances, many of which differ from each other in significant ways and may not have the same effect, thus complicating compliance efforts.

If our operations are found to be in violation of any of the federal and state laws described above or any other governmental regulations that apply to us, we may be subject to penalties, including criminal and significant civil monetary penalties, damages, fines, imprisonment, exclusion of products from reimbursement under government programs, and the curtailment or restructuring of our operations, any of which could adversely affect our ability to operate our business and our results of operations. To the extent that any of our product candidates are ultimately sold in a foreign country, we may be subject to similar foreign laws and regulations,

which may include, for instance, applicable post-marketing requirements, including safety surveillance, anti-fraud and abuse laws, and implementation of corporate compliance programs and reporting of payments or transfers of value to healthcare professionals.

In the United States and foreign jurisdictions, there have been a number of legislative and regulatory changes to the healthcare system that could affect our future results of operations. In particular, there have been and continue to be a number of initiatives at the United States federal and state levels that seek to reduce healthcare costs. The Medicare Prescription Drug, Improvement, and Modernization Act of 2003, or the MMA, imposed new requirements for the distribution and pricing of prescription drugs for Medicare beneficiaries. Under Part D, Medicare beneficiaries may enroll in prescription drug plans offered by private entities which will provide coverage of outpatient prescription drugs. Part D plans include both stand-alone prescription drug benefit plans and prescription drug coverage as a supplement to Medicare Advantage plans. Unlike Medicare Part A and B, Part D coverage is not standardized. Part D prescription drug plan sponsors are not required to pay for all covered Part D drugs, and each drug plan can develop its own drug formulary that identifies which drugs it will cover and at what tier or level. However, Part D prescription drug formularies must include drugs within each therapeutic category and class of covered Part D drugs, though not necessarily all the drugs in each category or class. Any formulary used by a Part D prescription drug plan must be developed and reviewed by a pharmacy and therapeutic committee. Government payment for some of the costs of prescription drugs may increase demand for our products for which we receive marketing approval. However, any negotiated prices for our products covered by a Part D prescription drug plan will likely be lower than the prices we might otherwise obtain. Moreover, while the MMA applies only to drug benefits for Medicare beneficiaries, private payors often follow Medicare coverage policy and payment limitations in setting their own payment rates. Any reduction in payment that results from Medicare Part D may result in a similar reduction in payments from non-governmental payors.

The American Recovery and Reinvestment Act of 2009 provides funding for the federal government to compare the effectiveness of different treatments for the same illness. A plan for the research will be developed by the Department of Health and Human Services, the Agency for Healthcare Research and Quality and the National Institutes for Health, and periodic reports on the status of the research and related expenditures will be made to Congress. Although the results of the comparative effectiveness studies are not intended to mandate coverage policies for public or private payors, it is not clear what effect, if any, the research will have on the sales of any product, if any such product or the condition that it is intended to treat is the subject of a study. It is also possible that comparative effectiveness research demonstrating benefits in a competitor's product could adversely affect the sales of our product candidates. If third-party payors do not consider our products to be cost-effective compared to other available therapies, they may not cover our products as a benefit under their plans or, if they do, the level of payment may not be sufficient to allow us to sell our products on a profitable basis.

Most recently, in March 2010 the PPACA was enacted, which includes measures to significantly change the way healthcare is financed by both governmental and private insurers. Among the provisions of the PPACA of greatest importance to the pharmaceutical and biotechnology industry are the following:

- an annual, nondeductible fee on any entity that manufactures or imports certain branded prescription drugs and biologic agents, apportioned among these entities according to their market share in certain government healthcare programs, that began in 2011;
- an increase in the rebates a manufacturer must pay under the Medicaid Drug Rebate Program to 23.1% and 13% of the average manufacturer price for branded and generic drugs, respectively;
- a new Medicare Part D coverage gap discount program, in which manufacturers must agree to offer 50% point-of-sale discounts to negotiated prices of applicable brand drugs to eligible beneficiaries during their coverage gap period, as a condition for the manufacturer's outpatient drugs to be covered under Medicare Part D;
- extension of manufacturers' Medicaid rebate liability to covered drugs dispensed to individuals who are enrolled in Medicaid managed care organizations;

- expansion of eligibility criteria for Medicaid programs by, among other things, allowing states to offer Medicaid coverage to additional individuals and by adding new mandatory eligibility categories for certain individuals with income at or below 133% of the Federal Poverty Level beginning in 2014, thereby potentially increasing manufacturers' Medicaid rebate liability;
- expansion of the entities eligible for discounts under the Public Health Service pharmaceutical pricing program;
- new requirements to report certain financial arrangements with physicians and teaching hospitals, as defined in the PPACA and its implementing regulations, including reporting any "transfer of value" made or distributed to teaching hospitals, prescribers and other healthcare providers and reporting any ownership and investment interests held by physicians and their immediate family members and applicable group purchasing organizations during the preceding calendar year, with data collection to be required beginning August 1, 2013 and reporting to the Centers for Medicare & Medicaid Services, or CMS, to be required by March 31, 2014 and by the 90th day of each subsequent calendar year;
- a new requirement to annually report drug samples that manufacturers and distributors provide to physicians, effective April 1, 2012;
- expansion of health care fraud and abuse laws, including the False Claims Act and the Anti-Kickback Statute, new government investigative powers, and enhanced penalties for noncompliance;
- a licensure framework for follow-on biologic products;
- a new Patient-Centered Outcomes Research Institute to oversee, identify priorities in, and conduct comparative clinical effectiveness research, along with funding for such research;
- creation of the Independent Payment Advisory Board which, beginning in 2014, will have authority to recommend certain changes to the Medicare program that could result in reduced payments for prescription drugs and those recommendations could have the effect of law even if Congress does not act on the recommendations; and
- establishment of a Center for Medicare Innovation at CMS to test innovative payment and service delivery models to lower Medicare and Medicaid spending, potentially including prescription drug spending that began on January 1, 2011.

Many of the details regarding the implementation of the PPACA are yet to be determined, and at this time, it remains unclear the full effect that the PPACA would have on our business. On June 28, 2012, the US Supreme Court upheld the constitutionality of the PPACA, excepting certain provisions that would have required each state to expand its Medicaid programs or risk losing all of the state's Medicaid funding. At this time, it remains unclear whether there will be any further changes made to the PPACA, whether in part or in its entirety. Some states have indicated that they intend to not implement certain sections of the PPACA, and some members of the US Congress are still working to repeal the PPACA. We cannot predict whether these challenges will continue or other proposals will be made or adopted, or what impact these efforts may have on us.

Europe / rest of world government regulation

In addition to regulations in the United States, we and our strategic alliance partners will be subject to a variety of regulations in other jurisdictions governing, among other things, clinical trials and any commercial sales and distribution of our products.

Whether or not we or our collaborators obtain FDA approval for a product, we must obtain the requisite approvals from regulatory authorities in foreign countries prior to the commencement of clinical trials or marketing of the product in those countries. Certain countries outside of the United States have a similar process that requires the submission of a clinical trial application much like the IND prior to the commencement of human clinical trials. In the European Union, for example, a clinical trial application, or CTA, must be submitted

to each country's national health authority and an independent ethics committee, much like the FDA and IRB, respectively. Once the CTA is approved in accordance with a country's requirements, clinical trial development may proceed.

The requirements and process governing the conduct of clinical trials, product licensing, pricing and reimbursement vary from country to country. In all cases, the clinical trials are conducted in accordance with GCP and the applicable regulatory requirements and the ethical principles that have their origin in the Declaration of Helsinki.

To obtain regulatory approval of an investigational drug or biological product under European Union regulatory systems, we or our strategic alliance partners must submit a marketing authorization application. The application used to file the NDA or BLA in the United States is similar to that required in the European Union, with the exception of, among other things, country-specific document requirements.

For other countries outside of the European Union, such as countries in Eastern Europe, Latin America or Asia, the requirements governing the conduct of clinical trials, product licensing, pricing and reimbursement vary from country to country. In all cases, again, the clinical trials are conducted in accordance with GCP and the applicable regulatory requirements and the ethical principles that have their origin in the Declaration of Helsinki.

If we or our strategic alliance partners fail to comply with applicable foreign regulatory requirements, we may be subject to, among other things, fines, suspension or withdrawal of regulatory approvals, product recalls, seizure of products, operating restrictions and criminal prosecution.

Employees

As of December 31, 2013, we had 76 employees, of which 73 were full-time employees. Of these full-time employees, 59 employees are engaged in research and development activities and 14 employees are engaged in finance, legal, human resources, facilities and general management. We have no collective bargaining agreements with our employees and we have not experienced any work stoppages.

Corporate Information

We were originally formed as a limited liability company under the name Regulus Therapeutics LLC in the State of Delaware in September 2007. In January 2009, we converted Regulus Therapeutics LLC to a Delaware corporation and changed our name to Regulus Therapeutics Inc. Our principal executive offices are located at 3545 John Hopkins Court, Suite 210, San Diego, California 92121, and our telephone number is (858) 202-6300.

Our corporate website address is www.regulusrx.com. Our Annual Reports on Form 10-K, Quarterly Reports on Form 10-Q, Current Reports on Form 8-K, and amendments to reports filed pursuant to Sections 13(a) and 15(d) of the Securities Exchange Act of 1934, as amended, or the Exchange Act, are available free of charge on our website as soon as reasonably practicable after we electronically file such material with, or furnish it to, the SEC. The SEC maintains an internet site that contains our public filings with the SEC and other information regarding the Company, at www.sec.gov. These reports and other information concerning the Company may also be accessed at the SEC's Public Reference Room at 100 F Street, NE, Washington, DC 20549. The public may obtain information on the operation of the Public Reference Room by calling the SEC at 1-800-SEC-0330. The contents of these websites are not incorporated into this Annual Report. Further, our references to the URLs for these websites are intended to be inactive textual reference only.

We use "Regulus Therapeutics" as a trademark in the United States and other countries. We have registered this trademark in the United States and have also registered it in the European Union and Switzerland. This Annual Report contains references to our trademarks and to trademarks belonging to other entities. Solely for convenience, trademarks and trade names referred to in this Annual Report, including logos, artwork and other visual displays, may appear without the ® or ™ symbols, but such references are not intended to indicate, in any way, that we will not assert, to the fullest extent under applicable law, our rights or the rights of the applicable

licensor to these trademarks and trade names. We do not intend our use or display of other companies' trade names or trademarks to imply a relationship with, or endorsement or sponsorship of us by, any other companies.

We are an "emerging growth company," as defined in the JOBS Act. We will remain an emerging growth company until the earlier of (1) the last day of the fiscal year (a) following the fifth anniversary of our initial public offering in October 2012, (b) in which we have total annual gross revenue of at least \$1.0 billion, or (c) in which we are deemed to be a large accelerated filer, and (2) the date on which we have issued more than \$1.0 billion in non-convertible debt during the prior three-year period. References herein to "emerging growth company" shall have the meaning associated with it in the JOBS Act.

Item 1A. Risk Factors.

Except for the historical information contained herein or incorporated by reference, this Annual Report and the information incorporated by reference contains forward-looking statements that involve risks and uncertainties. These statements include projections about our accounting and finances, plans and objectives for the future, future operating and economic performance and other statements regarding future performance. These statements are not guarantees of future performance or events. Our actual results may differ materially from those discussed here. Factors that could cause or contribute to differences in our actual results include those discussed in the following section, as well as those discussed in Part II, Item 7 entitled “Management’s Discussion and Analysis of Financial Condition and Results of Operations” and elsewhere throughout this Annual Report and in any other documents incorporated by reference into this Annual Report. You should consider carefully the following risk factors, together with all of the other information included or incorporated in this Annual Report. Each of these risk factors, either alone or taken together, could adversely affect our business, operating results and financial condition, as well as adversely affect the value of an investment in our common stock. There may be additional risks that we do not presently know of or that we currently believe are immaterial which could also impair our business and financial position.

RISKS RELATED TO OUR FINANCIAL CONDITION AND NEED FOR ADDITIONAL CAPITAL

We have a limited operating history, have incurred significant losses since our inception and anticipate that we will continue to incur significant losses for the foreseeable future.

We are a preclinical-stage, biopharmaceutical discovery and development company, formed in 2007, with a limited operating history. Since inception, our operations have been primarily limited to organizing and staffing our company, acquiring and in-licensing intellectual property rights, developing our *micro*RNA product platform, undertaking basic research around *micro*RNA targets and conducting preclinical studies for our initial programs. We have not yet initiated a clinical trial or obtained regulatory approval for any product candidates. Consequently, any predictions about our future success or viability, or any evaluation of our business and prospects, may not be accurate.

We have incurred losses in each year since our inception in September 2007. Our net losses were \$18.7 million, \$17.4 million and \$7.6 million for the years ended December 31, 2013, 2012 and 2011, respectively. As of December 31, 2013, we had an accumulated deficit of \$79.1 million.

We have devoted most of our financial resources to research and development, including our preclinical development activities. To date, we have financed our operations primarily through the sale of equity securities and convertible debt and from revenue received from our strategic alliance partners. We have entered into strategic alliances with Sanofi relating to the development of our miR-21 programs for HCC and kidney fibrosis and our miR-221/222 program for oncology indications, with GSK to develop our miR-122 program for HCV, and with AstraZeneca, to develop metabolic and oncology programs. Under our agreements with Sanofi and GSK, Sanofi and GSK each have an option to obtain exclusive worldwide licenses for the development, manufacture and commercialization of potential product candidates selected from our programs. If either of Sanofi or GSK exercises their respective options to obtain a license to develop, manufacture and commercialize such product candidates, such party will assume responsibility for funding and conducting further clinical development and commercialization activities for such product candidates. However, if either of these parties does not exercise its option within the timeframes that we expect, or at all, we will be responsible for funding further development of the applicable product candidates and may not have the resources to do so unless we are able to enter into another strategic alliance for these product candidates. The size of our future net losses will depend, in part, on the rate of future expenditures and our ability to obtain funding through equity or debt financings, strategic alliances or grants. We have only recently initiated clinical development of any product candidate and it will be several years, if ever, before we have a product candidate ready for commercialization. Even if we or our strategic alliance partners successfully obtain regulatory approval to market a product candidate, our revenues will also depend upon the size of any markets in which our product candidates have received market approval, and our ability to achieve sufficient market acceptance and adequate market share for our products.

We expect to continue to incur significant expenses and increasing operating losses for the foreseeable future. The net losses we incur may fluctuate significantly from quarter to quarter. We anticipate that our expenses will increase substantially if and as we: continue our research and preclinical development of our future product candidates, both independently and under our strategic alliance agreements; seek to identify additional *microRNA* targets and product candidates; acquire or in-license other products and technologies; initiate clinical trials for our product candidates; seek marketing approvals for our product candidates that successfully complete clinical trials; ultimately establish a sales, marketing and distribution infrastructure to commercialize any products for which we may obtain marketing approval; maintain, expand and protect our intellectual property portfolio; hire additional clinical, quality control and scientific personnel; and create additional infrastructure to support our operations as a public company and our product development and planned future commercialization efforts.

We have never generated any revenue from product sales and may never be profitable.

Our ability to generate revenue and achieve profitability depends on our ability, alone or with strategic alliance partners, to successfully complete the development of, obtain the necessary regulatory approvals for and commercialize product candidates. We do not anticipate generating revenues from sales of products for the foreseeable future, if ever. Our ability to generate future revenues from product sales depends heavily on our success in:

- identifying and validating new *microRNAs* as therapeutic targets;
- completing our research and preclinical development of future product candidates;
- initiating and completing clinical trials for future product candidates;
- seeking and obtaining marketing approvals for future product candidates that successfully complete clinical trials;
- establishing and maintaining supply and manufacturing relationships with third parties;
- launching and commercializing future product candidates for which we obtain marketing approval, with an alliance partner or, if launched independently, successfully establishing a sales force, marketing and distribution infrastructure;
- maintaining, protecting and expanding our intellectual property portfolio; and
- attracting, hiring and retaining qualified personnel.

Because of the numerous risks and uncertainties associated with pharmaceutical product development, we are unable to predict the timing or amount of increased expenses and when we will be able to achieve or maintain profitability, if ever. In addition, our expenses could increase beyond expectations if we are required by the FDA or foreign regulatory agencies to perform studies and trials in addition to those that we currently anticipate.

Even if one or more of the future product candidates that we independently develop is approved for commercial sale, we anticipate incurring significant costs associated with commercializing any approved product candidate. Even if we are able to generate revenues from the sale of any approved products, we may not become profitable and may need to obtain additional funding to continue operations.

We may need to raise additional capital, which may not be available on acceptable terms, or at all.

Developing pharmaceutical products, including conducting preclinical studies and clinical trials, is expensive. We expect our research and development expenses to substantially increase in connection with our ongoing activities, particularly as we advance our product candidates toward clinical programs. We will need to raise additional capital to support our operations and such funding may not be available to us on acceptable terms, or at all.

As we move our lead compounds through toxicology and other preclinical studies, also referred to as nonclinical studies, required to file an IND, and as we conduct clinical development of RG-101, RG-012 and any other future product candidates, we may have adverse results requiring mitigation strategies that may cause us to consume additional capital. Additionally, our strategic alliance partners may not elect to pursue the development and commercialization of any of our *microRNA* product candidates that are subject to their respective strategic alliance agreements with us. Any of these events may increase our development costs more than we expect. We may need to raise additional capital or otherwise obtain funding through strategic alliances if we choose to initiate clinical trials for new product candidates other than programs currently partnered. In any event, we will require additional capital to obtain regulatory approval for, and to commercialize, future product candidates. Raising funds in the current economic environment, when the capital markets have been affected by the global recession, may present additional challenges.

If we are required to secure additional financing, such additional fundraising efforts may divert our management from our day-to-day activities, which may adversely affect our ability to develop and commercialize future product candidates. In addition, we cannot guarantee that future financing will be available in sufficient amounts or on terms acceptable to us, if at all. If we are unable to raise additional capital when required or on acceptable terms, we may be required to:

- significantly delay, scale back or discontinue the development or commercialization of any future product candidates;
- seek strategic alliances for research and development programs at an earlier stage than otherwise would be desirable or on terms that are less favorable than might otherwise be available; or
- relinquish or license on unfavorable terms, our rights to technologies or any future product candidates that we otherwise would seek to develop or commercialize ourselves.

If we are required to conduct additional fundraising activities and we are unable to raise additional capital in sufficient amounts or on terms acceptable to us, we will be prevented from pursuing development and commercialization efforts, which will have a material adverse effect on our business, operating results and prospects.

Future sales and issuances of our common stock or rights to purchase common stock, including pursuant to our equity incentive plans, could result in additional dilution of the percentage ownership of our stockholders and could cause our stock price to fall.

We expect that significant additional capital will be needed in the future to continue our planned operations. To the extent we raise additional capital by issuing equity securities, our stockholders may experience substantial dilution. We may sell common stock, convertible securities or other equity securities in one or more transactions at prices and in a manner we determine from time to time. If we sell common stock, convertible securities or other equity securities in more than one transaction, investors may be materially diluted by subsequent sales. These sales may also result in material dilution to our existing stockholders, and new investors could gain rights superior to our existing stockholders. Pursuant to our 2012 Equity Incentive Plan, or the 2012 Plan, our management is authorized to grant stock options and other equity-based awards to our employees, directors and consultants. The number of shares available for future grant under the 2012 Plan will automatically increase each year by up to 4% of all shares of our capital stock outstanding as of December 31 of the prior calendar year, subject to the ability of our board of directors to take action to reduce the size of the increase in any given year. Any such increase, of the maximum amount or a lesser amount, will cause our stockholders to experience additional dilution, which could cause our stock price to fall. Currently, we plan to register the increased number of shares available for issuance under the 2012 Plan each year.

RISKS RELATED TO THE DISCOVERY AND DEVELOPMENT OF PRODUCT CANDIDATES

The approach we are taking to discover and develop drugs is novel and may never lead to marketable products.

We have concentrated our therapeutic product research and development efforts on *microRNA* technology, and our future success depends on the successful development of this technology and products based on our *microRNA* product platform. Neither we nor any other company has received regulatory approval to market therapeutics targeting *microRNAs*. The scientific discoveries that form the basis for our efforts to discover and develop product candidates are relatively new. The scientific evidence to support the feasibility of developing product candidates based on these discoveries is both preliminary and limited. If we do not successfully develop and commercialize product candidates based upon our technological approach, we may not become profitable and the value of our common stock may decline.

Further, our focus solely on *microRNA* technology for developing drugs as opposed to multiple, more proven technologies for drug development increases the risks associated with the ownership of our common stock. If we are not successful in developing any product candidates using *microRNA* technology, we may be required to change the scope and direction of our product development activities. In that case, we may not be able to identify and implement successfully an alternative product development strategy.

We may not be successful in our efforts to identify or discover potential product candidates.

The success of our business depends primarily upon our ability to identify, develop and commercialize *microRNA* therapeutics. Our research programs may initially show promise in identifying potential product candidates, yet fail to yield product candidates for clinical development for a number of reasons, including:

- our research methodology or that of our strategic alliance partners may be unsuccessful in identifying potential product candidates;
- potential product candidates may be shown to have harmful side effects or may have other characteristics that may make the products unmarketable or unlikely to receive marketing approval; or
- our strategic alliance partners may change their development profiles for potential product candidates or abandon a therapeutic area.

If any of these events occur, we may be forced to abandon our development efforts for a program or programs, which would have a material adverse effect on our business and could potentially cause us to cease operations. Research programs to identify new product candidates require substantial technical, financial and human resources. We may focus our efforts and resources on potential programs or product candidates that ultimately prove to be unsuccessful.

Preclinical testing and clinical trials of our future product candidates may not be successful. If we are unable to successfully complete preclinical testing and clinical trials of our product candidates or experience significant delays in doing so, our business will be materially harmed.

We have invested a significant portion of our efforts and financial resources in the identification and preclinical development of product candidates that target *microRNAs*. Our ability to generate product revenues, which we do not expect will occur for many years, if ever, will depend heavily on the successful development and eventual commercialization of our future product candidates.

The success of our future product candidates will depend on several factors, including the following:

- successful completion of preclinical studies and clinical trials;
- receipt of marketing approvals from applicable regulatory authorities;

- obtaining and maintaining patent and trade secret protection for future product candidates;
- establishing and maintaining manufacturing relationships with third parties or establishing our own manufacturing capability; and
- successfully commercializing our products, if and when approved, whether alone or in collaboration with others.

If we do not achieve one or more of these factors in a timely manner or at all, we could experience significant delays or an inability to successfully complete the development of, or commercialize, our product candidates, which would materially harm our business.

If clinical trials of our future product candidates fail to demonstrate safety and efficacy to the satisfaction of regulatory authorities or do not otherwise produce positive results, we may incur additional costs or experience delays in completing, or ultimately be unable to complete, the development and commercialization of our future product candidates.

Before obtaining marketing approval from regulatory authorities for the sale of future product candidates, we or our strategic alliance partners must then conduct extensive clinical trials to demonstrate the safety and efficacy of the product candidates in humans. Clinical testing is expensive, difficult to design and implement, can take many years to complete and is uncertain as to outcome. A failure of one or more clinical trials can occur at any stage of testing. The outcome of preclinical studies and early clinical trials may not be predictive of the success of later clinical trials, and interim results of a clinical trial do not necessarily predict final results. Moreover, preclinical and clinical data are often susceptible to varying interpretations and analyses, and many companies that have believed their product candidates performed satisfactorily in preclinical studies and clinical trials have nonetheless failed to obtain marketing approval for their products.

Events which may result in a delay or unsuccessful completion of clinical development include:

- delays in reaching an agreement with the FDA or other regulatory authorities on final trial design;
- imposition of a clinical hold following an inspection of our clinical trial operations or trial sites by the FDA or other regulatory authorities;
- delays in reaching agreement on acceptable terms with prospective CROs and clinical trial sites;
- our inability to adhere to clinical trial requirements directly or with third parties such as CROs;
- delays in obtaining required institutional review board approval at each clinical trial site;
- delays in recruiting suitable patients to participate in a trial;
- delays in the testing, validation, manufacturing and delivery of the product candidates to the clinical sites;
- delays in having patients complete participation in a trial or return for post-treatment follow-up;
- delays caused by patients dropping out of a trial due to product side effects or disease progression;
- clinical sites dropping out of a trial to the detriment of enrollment;
- time required to add new clinical sites; or
- delays by our contract manufacturers to produce and deliver sufficient supply of clinical trial materials.

If we or our strategic alliance partners are required to conduct additional clinical trials or other testing of any future product candidates beyond those that are currently contemplated, are unable to successfully complete clinical trials of any such product candidates or other testing, or if the results of these trials or tests are not positive or are only modestly positive or if there are safety concerns, we or our strategic alliance partners may:

- be delayed in obtaining marketing approval for our future product candidates;
- not obtain marketing approval at all;

- obtain approval for indications or patient populations that are not as broad as intended or desired;
- obtain approval with labeling that includes significant use or distribution restrictions or safety warnings;
- be subject to additional post-marketing testing requirements; or
- have the product removed from the market after obtaining marketing approval.

Our product development costs will also increase if we experience delays in testing or marketing approvals. We do not know whether any clinical trials will begin as planned, will need to be restructured or will be completed on schedule, or at all. Significant clinical trial delays also could shorten any periods during which we may have the exclusive right to commercialize our product candidates or allow our competitors to bring products to market before we do, which would impair our ability to successfully commercialize our product candidates and may harm our business and results of operations. Any inability to successfully complete preclinical and clinical development, whether independently or with our strategic alliance partners, could result in additional costs to us or impair our ability to generate revenues from product sales, regulatory and commercialization milestones and royalties.

Any of our future product candidates may cause adverse effects or have other properties that could delay or prevent their regulatory approval or limit the scope of any approved label or market acceptance.

Adverse events, or AEs, caused by our future product candidates could cause us, other reviewing entities, clinical trial sites or regulatory authorities to interrupt, delay or halt clinical trials and could result in the denial of regulatory approval. Certain oligonucleotide therapeutics have shown injection site reactions and pro-inflammatory effects and may also lead to impairment of kidney or liver function. There is a risk that our future product candidates may induce similar adverse events.

If AEs are observed in any clinical trials of our future product candidates, including those that our strategic partners may develop under our alliance agreements, our or our partners' ability to obtain regulatory approval for product candidates may be negatively impacted.

Further, if any of our future products, if and when approved for commercial sale, cause serious or unexpected side effects, a number of potentially significant negative consequences could result, including:

- regulatory authorities may withdraw their approval of the product or impose restrictions on its distribution in the form of a modified risk evaluation and mitigation strategy;
- regulatory authorities may require the addition of labeling statements, such as warnings or contraindications;
- we may be required to change the way the product is administered or conduct additional clinical trials;
- we could be sued and held liable for harm caused to patients; or
- our reputation may suffer.

Any of these events could prevent us or our partners from achieving or maintaining market acceptance of the affected product and could substantially increase the costs of commercializing our future products and impair our ability to generate revenues from the commercialization of these products either by us or by our strategic alliance partners.

Even if we complete the necessary preclinical studies and clinical trials, we cannot predict whether or when we will obtain regulatory approval to commercialize a product candidate and we cannot, therefore, predict the timing of any revenue from a future product.

Neither we nor our strategic alliance partners can commercialize a product until the appropriate regulatory authorities, such as the FDA, have reviewed and approved the product candidate. The regulatory agencies may

not complete their review processes in a timely manner, or we may not be able to obtain regulatory approval. Additional delays may result if an FDA Advisory Committee recommends restrictions on approval or recommends non-approval. In addition, we or our strategic alliance partners may experience delays or rejections based upon additional government regulation from future legislation or administrative action, or changes in regulatory agency policy during the period of product development, clinical trials and the review process.

Even if we obtain regulatory approval for a product candidate, we will still face extensive regulatory requirements and our products may face future development and regulatory difficulties.

Even if we obtain regulatory approval in the United States, the FDA may still impose significant restrictions on the indicated uses or marketing of our future product candidates, or impose ongoing requirements for potentially costly post-approval studies or post-market surveillance. The holder of an approved NDA is obligated to monitor and report AEs and any failure of a product to meet the specifications in the NDA. The holder of an approved NDA must also submit new or supplemental applications and obtain FDA approval for certain changes to the approved product, product labeling or manufacturing process. Advertising and promotional materials must comply with FDA rules and are subject to FDA review, in addition to other potentially applicable federal and state laws.

In addition, drug product manufacturers and their facilities are subject to payment of user fees and continual review and periodic inspections by the FDA and other regulatory authorities for compliance with current good manufacturing practices, or cGMP, and adherence to commitments made in the NDA. If we or a regulatory agency discovers previously unknown problems with a product such as AEs of unanticipated severity or frequency, or problems with the facility where the product is manufactured, a regulatory agency may impose restrictions relative to that product or the manufacturing facility, including requiring recall or withdrawal of the product from the market or suspension of manufacturing.

If we or our partners fail to comply with applicable regulatory requirements following approval of any of our future product candidates, a regulatory agency may:

- issue a warning letter asserting that we are in violation of the law;
- seek an injunction or impose civil or criminal penalties or monetary fines;
- suspend or withdraw regulatory approval;
- suspend any ongoing clinical trials;
- refuse to approve a pending NDA or supplements to an NDA submitted by us;
- seize product; or
- refuse to allow us to enter into supply contracts, including government contracts.

Any government investigation of alleged violations of law could require us to expend significant time and resources in response and could generate negative publicity. The occurrence of any event or penalty described above may inhibit our ability to commercialize our future products and generate revenues.

We may not be successful in obtaining or maintaining necessary rights to *micro*RNA targets, drug compounds and processes for our development pipeline through acquisitions and in-licenses.

Presently we have rights to the intellectual property, through licenses from third parties and under patents that we own, to modulate only a subset of the known *micro*RNA targets. Because our programs may involve a range of *micro*RNA targets, including targets that require the use of proprietary rights held by third parties, the growth of our business will likely depend in part on our ability to acquire, in-license or use these proprietary rights. In addition, our future product candidates may require specific formulations to work effectively and

efficiently and these rights may be held by others. We may be unable to acquire or in-license any compositions, methods of use, processes or other third-party intellectual property rights from third parties that we identify. The licensing and acquisition of third-party intellectual property rights is a competitive area, and a number of more established companies are also pursuing strategies to license or acquire third-party intellectual property rights that we may consider attractive. These established companies may have a competitive advantage over us due to their size, cash resources and greater clinical development and commercialization capabilities.

For example, we sometimes collaborate with U.S. and foreign academic institutions to accelerate our preclinical research or development under written agreements with these institutions. Typically, these institutions provide us with an option to negotiate a license to any of the institution's rights in technology resulting from the collaboration. Regardless of such right of first negotiation for intellectual property, we may be unable to negotiate a license within the specified time frame or under terms that are acceptable to us. If we are unable to do so, the institution may offer the intellectual property rights to other parties, potentially blocking our ability to pursue our program.

In addition, companies that perceive us to be a competitor may be unwilling to assign or license rights to us. We also may be unable to license or acquire third-party intellectual property rights on terms that would allow us to make an appropriate return on our investment. If we are unable to successfully obtain rights to required third-party intellectual property rights, our business, financial condition and prospects for growth could suffer.

We may use our financial and human resources to pursue a particular research program or product candidate and fail to capitalize on programs or product candidates that may be more profitable or for which there is a greater likelihood of success.

Because we have limited financial and human resources, we intend to leverage our existing strategic alliance agreements and enter into new strategic alliance agreements for the development and commercialization of our programs and potential product candidates in indications with potentially large commercial markets such as HCC, fibrosis and HCV, while focusing our internal development resources and any internal sales and marketing organization that we may establish on research programs and future product candidates for selected markets, such as orphan diseases. As a result, we may forego or delay pursuit of opportunities with other programs or product candidates or for other indications that later prove to have greater commercial potential. Our resource allocation decisions may cause us to fail to capitalize on viable commercial products or profitable market opportunities. Our spending on current and future research and development programs and future product candidates for specific indications may not yield any commercially viable products. If we do not accurately evaluate the commercial potential or target market for a particular product candidate, we may relinquish valuable rights to that product candidate through strategic alliance, licensing or other royalty arrangements in cases in which it would have been more advantageous for us to retain sole development and commercialization rights to such product candidate, or we may allocate internal resources to a product candidate in a therapeutic area in which it would have been more advantageous to enter into a partnering arrangement.

If we fail to comply with environmental, health and safety laws and regulations, we could become subject to fines or penalties or incur costs that could have a material adverse effect on the success of our business.

We are subject to numerous environmental, health and safety laws and regulations, including those governing laboratory procedures and the handling, use, storage, treatment and disposal of hazardous materials and wastes. Our operations involve the use of hazardous and flammable materials, including chemicals and biological materials. Our operations also produce hazardous waste products. We generally contract with third parties for the disposal of these materials and wastes. We cannot eliminate the risk of contamination or injury from these materials. In the event of contamination or injury resulting from our use of hazardous materials, we could be held liable for any resulting damages, and any liability could exceed our resources. We also could incur significant costs associated with civil or criminal fines and penalties.

Although we maintain workers' compensation insurance to cover us for costs and expenses we may incur due to injuries to our employees resulting from the use of hazardous materials or other work-related injuries, this insurance may not provide adequate coverage against potential liabilities. In addition, we may incur substantial costs in order to comply with current or future environmental, health and safety laws and regulations. These current or future laws and regulations may impair our research, development or production efforts. Failure to comply with these laws and regulations also may result in substantial fines, penalties or other sanctions.

RISKS RELATED TO OUR RELIANCE ON THIRD PARTIES

We will depend upon our strategic alliances for the development and eventual commercialization of certain future *micro*RNA product candidates. If these strategic alliances are unsuccessful or are terminated, we may be unable to commercialize certain product candidates and we may be unable to generate revenues from our development programs.

We are likely to depend upon third party alliance partners for financial and scientific resources for the clinical development and commercialization of certain of our *micro*RNA product candidates. These strategic alliances will likely provide us with limited control over the course of development of a future *micro*RNA product candidate, especially once a candidate has reached the stage of clinical development. For example, in our alliances with Sanofi and GSK, Sanofi and GSK each have the option to obtain an exclusive worldwide license to develop, manufacture and commercialize product candidates upon the achievement of relevant endpoints in clinical trials. However, neither Sanofi nor GSK is under any obligation to exercise these options to progress any of our *micro*RNA development candidates. While each of AstraZeneca, GSK and Sanofi have development obligations with respect to programs that they may elect to pursue under their respective agreements, our ability to ultimately recognize revenue from these relationships will depend upon the ability and willingness of our alliance partners to successfully meet their respective responsibilities under our agreements with them. Our ability to recognize revenues from successful strategic alliances may be impaired by several factors including:

- an alliance partner may shift its priorities and resources away from our programs due to a change in business strategies, or a merger, acquisition, sale or downsizing of its company or business unit;
- an alliance partner may cease development in therapeutic areas which are the subject of our strategic alliances;
- an alliance partner may change the success criteria for a particular program or potential product candidate thereby delaying or ceasing development of such program or candidate;
- a significant delay in initiation of certain development activities by an alliance partner will also delay payment of milestones tied to such activities, thereby impacting our ability to fund our own activities;
- an alliance partner could develop a product that competes, either directly or indirectly, with an alliance product;
- an alliance partner with commercialization obligations may not commit sufficient financial or human resources to the marketing, distribution or sale of a product;
- an alliance partner with manufacturing responsibilities may encounter regulatory, resource or quality issues and be unable to meet demand requirements;
- an alliance partner may exercise its rights under the agreement to terminate a strategic alliance;
- a dispute may arise between us and an alliance partner concerning the research, development or commercialization of a program or product candidate resulting in a delay in milestones, royalty payments or termination of a program and possibly resulting in costly litigation or arbitration which may divert management attention and resources; and
- an alliance partner may use our proprietary information or intellectual property in such a way as to invite litigation from a third party or fail to maintain or prosecute intellectual property rights such that our rights in such property are jeopardized.

Specifically, with respect to termination rights, Sanofi may terminate the entire alliance or its current alliance target program for any or no reason upon 30 days' written notice to us. The agreement with Sanofi may also be terminated by either party for material breach by the other party, including a failure to comply with such party's diligence obligations that remains uncured after 120 days. Similarly, GSK may terminate the entire alliance or any alliance target program for any or no reason upon 90 days' written notice to us and the agreement may also be terminated by either party for material breach by the other party, including a failure to comply with such party's diligence obligations that remains uncured after a specified notice period. The agreement with AstraZeneca may be terminated by either party in the event of the other party's material breach which remains uncured after 40 business days following notice thereof (or 30 business days in the case of nonpayment). In addition, AstraZeneca may terminate the agreement in its entirety for any reason upon 60 business days' written notice to us. Depending on the timing of any such termination, we may not be entitled to receive the option exercise fees or milestone payments, as these payments terminate with termination of the respective program or agreement.

If any of our alliance partners do not elect to pursue the development and commercialization of our *microRNA* development candidates or if they terminate the strategic alliance, then, depending on the event:

- in the case of Sanofi, under certain circumstances, we may owe Sanofi royalties with respect to product candidates covered by our agreement with Sanofi that we elect to continue to commercialize, depending upon the stage of development at which such product commercialization rights reverted back to us, or additional payments if we license such product candidates to third parties;
- the development of our product candidates subject to the AstraZeneca agreement, the GSK agreement or the Sanofi agreement, as applicable, may be terminated or significantly delayed;
- our cash expenditures could increase significantly if it is necessary for us to hire additional employees and allocate scarce resources to the development and commercialization of product candidates that were previously funded, or expected to be funded, by AstraZeneca, GSK or Sanofi, as applicable;
- we would bear all of the risks and costs related to the further development and commercialization of product candidates that were previously the subject of the AstraZeneca agreement, the GSK agreement or the Sanofi agreement, as applicable, including the reimbursement of third parties; and
- in order to fund further development and commercialization, we may need to seek out and establish alternative strategic alliances with third-party partners; this may not be possible, or we may not be able to do so on terms which are acceptable to us, in which case it may be necessary for us to limit the size or scope of one or more of our programs or increase our expenditures and seek additional funding by other means.

Any of these events would have a material adverse effect on our results of operations and financial condition.

We expect to rely on third parties to conduct some aspects of our compound formulation, research and preclinical testing, and those third parties may not perform satisfactorily, including failing to meet deadlines for the completion of such formulation, research or testing.

We do not expect to independently conduct all aspects of our drug discovery activities, compound formulation research or preclinical testing of product candidates. We currently rely and expect to continue to rely on third parties to conduct some aspects of our preclinical testing.

Any of these third parties may terminate their engagements with us at any time. If we need to enter into alternative arrangements, it would delay our product development activities. Our reliance on these third parties for research and development activities will reduce our control over these activities but will not relieve us of our responsibilities. For example, for product candidates that we develop and commercialize on our own, we will remain responsible for ensuring that each of our IND-enabling studies and clinical trials are conducted in accordance with the study plan and protocols for the trial.

If these third parties do not successfully carry out their contractual duties, meet expected deadlines or conduct our studies in accordance with regulatory requirements or our stated study plans and protocols, we will not be able to complete, or may be delayed in completing, the necessary preclinical studies to enable us or our strategic alliance partners to select viable product candidates for IND submissions and will not be able to, or may be delayed in our efforts to, successfully develop and commercialize such product candidates.

We intend to rely on third-party manufacturers to produce our preclinical supplies, and we intend to rely on third parties to produce clinical supplies of any product candidates that we advance into clinical trials and commercial supplies of any approved product candidates.

Reliance on third-party manufacturers entails risks to which we would not be subject if we manufactured the product candidates ourselves, including:

- the inability to meet any product specifications and quality requirements consistently;
- a delay or inability to procure or expand sufficient manufacturing capacity;
- manufacturing and product quality issues related to scale-up of manufacturing;
- costs and validation of new equipment and facilities required for scale-up;
- a failure to comply with cGMP and similar foreign standards;
- the inability to negotiate manufacturing agreements with third parties under commercially reasonable terms;
- termination or nonrenewal of manufacturing agreements with third parties in a manner or at a time that is costly or damaging to us;
- the reliance on a limited number of sources, and in some cases, single sources for raw materials, such that if we are unable to secure a sufficient supply of these product components, we will be unable to manufacture and sell future product candidates in a timely fashion, in sufficient quantities or under acceptable terms;
- the lack of qualified backup suppliers for any raw materials that are currently purchased from a single source supplier;
- operations of our third-party manufacturers or suppliers could be disrupted by conditions unrelated to our business or operations, including the bankruptcy of the manufacturer or supplier;
- carrier disruptions or increased costs that are beyond our control; and
- the failure to deliver products under specified storage conditions and in a timely manner.

Any of these events could lead to clinical study delays or failure to obtain regulatory approval, or impact our ability to successfully commercialize future products. Some of these events could be the basis for FDA action, including injunction, recall, seizure or total or partial suspension of production.

We expect to rely on limited sources of supply for the drug substance of future product candidates and any disruption in the chain of supply may cause a delay in developing and commercializing these product candidates.

We intend to establish manufacturing relationships with a limited number of suppliers to manufacture raw materials and the drug substance of any product candidate for which we are responsible for preclinical or clinical development. Each supplier may require licenses to manufacture such components if such processes are not owned by the supplier or in the public domain. As part of any marketing approval, a manufacturer and its processes are required to be qualified by the FDA prior to commercialization. If supply from the approved vendor is interrupted, there could be a significant disruption in commercial supply. An alternative vendor would

need to be qualified through an NDA supplement which could result in further delay. The FDA or other regulatory agencies outside of the United States may also require additional studies if a new supplier is relied upon for commercial production. Switching vendors may involve substantial costs and is likely to result in a delay in our desired clinical and commercial timelines.

In addition, if our alliance partners elect to pursue the development and commercialization of certain programs, we will lose control over the manufacturing of the product candidate subject to the agreement. For example, if Sanofi elects to develop and commercialize a product candidate targeting miR-21 or miR-221/222 for oncology indications or RG-012 for kidney fibrosis under its strategic alliance with us, Sanofi will be responsible for the manufacture of the product candidates for further clinical trials. Sanofi will be free to use a manufacturer of its own choosing or manufacture the product candidates in its own manufacturing facilities. In such a case, we will have no control over Sanofi's processes or supply chains to ensure the timely manufacture and supply of the product candidates. In addition, we will not be able to ensure that the product candidates will be manufactured under the correct conditions to permit the product candidates to be used in such clinical trials. Each of AstraZeneca and GSK will have similar obligations to manufacture product candidates which it takes into clinical trials under its strategic alliance with us and we will face similar risks as to those product candidates.

These factors could cause the delay of clinical trials, regulatory submissions, required approvals or commercialization of our future product candidates, cause us to incur higher costs and prevent us from commercializing our products successfully. Furthermore, if our suppliers fail to deliver the required commercial quantities of active pharmaceutical ingredients on a timely basis and at commercially reasonable prices, and we are unable to secure one or more replacement suppliers capable of production at a substantially equivalent cost, our clinical trials may be delayed or we could lose potential revenue.

Manufacturing issues may arise that could increase product and regulatory approval costs or delay commercialization.

As we scale-up manufacturing of future product candidates and conduct required stability testing, product, packaging, equipment and process-related issues may require refinement or resolution in order to proceed with any clinical trials and obtain regulatory approval for commercial marketing. We may identify significant impurities, which could result in increased scrutiny by the regulatory agencies, delays in clinical programs and regulatory approval, increases in our operating expenses, or failure to obtain or maintain approval for future product candidates or any approved products.

We expect to rely on third parties to conduct, supervise and monitor our clinical trials, and if those third parties perform in an unsatisfactory manner, it may harm our business.

If we or our strategic alliance partners commence clinical trials, we expect to rely on CROs and clinical trial sites to ensure the proper and timely conduct of our clinical trials. While we will have agreements governing their activities, we and our strategic alliance partners will have limited influence over their actual performance. We will control only certain aspects of our CROs' activities. Nevertheless, we or our strategic alliance partners will be responsible for ensuring that each of our clinical trials is conducted in accordance with the applicable protocol, legal, regulatory and scientific standards and our reliance on the CROs does not relieve us of our regulatory responsibilities.

We, our alliance partners and our CROs are required to comply with the FDA's current good clinical practices, or cGCPs, for conducting, recording and reporting the results of IND-enabling studies and clinical trials to assure that data and reported results are credible and accurate and that the rights, integrity and confidentiality of clinical trial participants are protected. The FDA enforces these cGCPs through periodic inspections of trial sponsors, principal investigators and clinical trial sites. If we or our CROs fail to comply with applicable cGCPs, the clinical data generated in our future clinical trials may be deemed unreliable and the FDA may require us to perform additional clinical trials before approving any marketing applications. Upon

inspection, the FDA may determine that our clinical trials did not comply with cGCPs. In addition, our future clinical trials will require a sufficiently large number of test subjects to evaluate the safety and effectiveness of a potential drug product. Accordingly, if our CROs fail to comply with these regulations or fail to recruit a sufficient number of patients, we may be required to repeat such clinical trials, which would delay the regulatory approval process.

Our CROs will not be our employees, and we will not be able to control whether or not they devote sufficient time and resources to our clinical and nonclinical programs. These CROs may also have relationships with other commercial entities, including our competitors, for whom they may also be conducting clinical trials, or other drug development activities which could harm our competitive position. If our CROs do not successfully carry out their contractual duties or obligations, fail to meet expected deadlines, or if the quality or accuracy of the clinical data they obtain is compromised due to the failure to adhere to our clinical protocols or regulatory requirements, or for any other reasons, our clinical trials may be extended, delayed or terminated, and we may not be able to obtain regulatory approval for, or successfully commercialize our future product candidates. As a result, our financial results and the commercial prospects for such products and any future product candidates that we develop would be harmed, our costs could increase, and our ability to generate revenues could be delayed.

We also expect to rely on other third parties to store and distribute drug products for any clinical trials that we may conduct. Any performance failure on the part of our distributors could delay clinical development or marketing approval of our future product candidates or commercialization of our products, if approved, producing additional losses and depriving us of potential product revenue.

RISKS RELATED TO OUR INTELLECTUAL PROPERTY

If we are unable to obtain or protect intellectual property rights related to our future products and product candidates, we may not be able to compete effectively in our markets.

We rely upon a combination of patents, trade secret protection and confidentiality agreements to protect the intellectual property related to our future products and product candidates. The strength of patents in the biotechnology and pharmaceutical field involves complex legal and scientific questions and can be uncertain. The patent applications that we own or in-license may fail to result in patents with claims that cover the products in the United States or in other countries. There is no assurance that all of the potentially relevant prior art relating to our patents and patent applications has been found; such prior art can invalidate a patent or prevent a patent from issuing based on a pending patent application. Even if patents do successfully issue, third parties may challenge their validity, enforceability or scope, which may result in such patents being narrowed or invalidated. Furthermore, even if they are unchallenged, our patents and patent applications may not adequately protect our intellectual property or prevent others from designing around our claims.

If the patent applications we hold or have in-licensed with respect to our programs or product candidates fail to issue or if their breadth or strength of protection is threatened, it could dissuade companies from collaborating with us to develop product candidates, and threaten our ability to commercialize, future products. We cannot offer any assurances about which, if any, patents will issue or whether any issued patents will be found invalid and unenforceable or will be threatened by third parties. In particular, we are aware that Santaris Pharma A/S, or Santaris, has initiated reexamination of and filed oppositions to patents owned by Stanford University and licensed to us, in each case relating to miR-122, and has filed oppositions to a patent owned by us relating to miR-122 and to a patent owned by Isis relating to chemical modification of oligonucleotides. Any successful opposition to these patents or any other patents owned by or licensed to us could deprive us of rights necessary for the successful commercialization of any product candidates that we or our strategic alliance partners may develop. Since patent applications in the United States and most other countries are confidential for a period of time after filing, and some remain so until issued, we cannot be certain that we were the first to file any patent application related to a product candidate. Furthermore, in certain situations, if we and one or more third parties

have filed patent applications in the United States and claiming the same subject matter, an administrative proceeding can be initiated to determine which applicant is entitled to the patent on that subject matter. In addition, patents have a limited lifespan. In the United States, the natural expiration of a patent is generally 20 years after it is filed. Various extensions may be available however the life of a patent, and the protection it affords, is limited. Once the patent life has expired for a product, we may be open to competition from generic medications. Further, if we encounter delays in regulatory approvals, the period of time during which we could market a product candidate under patent protection could be reduced.

In addition to the protection afforded by patents, we rely on trade secret protection and confidentiality agreements to protect proprietary know-how that is not patentable, processes for which patents are difficult to enforce and any other elements of our drug discovery and development processes that involve proprietary know-how, information or technology that is not covered by patents. Although each of our employees agrees to assign their inventions to us through an employee inventions agreement, and all of our employees, consultants, advisors and any third parties who have access to our proprietary know-how, information or technology to enter into confidentiality agreements, we cannot provide any assurances that all such agreements have been duly executed or that our trade secrets and other confidential proprietary information will not be disclosed or that competitors will not otherwise gain access to our trade secrets or independently develop substantially equivalent information and techniques. In addition, others may independently discover our trade secrets and proprietary information. For example, the FDA, as part of its Transparency Initiative, is currently considering whether to make additional information publicly available on a routine basis, including information that we may consider to be trade secrets or other proprietary information, and it is not clear at the present time how the FDA's disclosure policies may change in the future, if at all.

Further, the laws of some foreign countries do not protect proprietary rights to the same extent or in the same manner as the laws of the United States. As a result, we may encounter significant problems in protecting and defending our intellectual property both in the United States and abroad. If we are unable to prevent material disclosure of the non-patented intellectual property related to our technologies to third parties, and there is no guarantee that we will have any such enforceable trade secret protection, we may not be able to establish or maintain a competitive advantage in our market, which could materially adversely affect our business, results of operations and financial condition.

Third-party claims of intellectual property infringement may prevent or delay our development and commercialization efforts.

Our commercial success depends in part on our avoiding infringement of the patents and proprietary rights of third parties. There is a substantial amount of litigation, both within and outside the United States, involving patent and other intellectual property rights in the biotechnology and pharmaceutical industries, including patent infringement lawsuits, as well as interferences, oppositions and inter partes reexamination proceedings before the U.S. Patent and Trademark Office, or U.S. PTO, and corresponding foreign patent offices. Numerous U.S. and foreign issued patents and pending patent applications, which are owned by third parties, exist in the fields in which we and our strategic alliance partners are pursuing development candidates. For example, we are aware that Santaris has patents and patent applications in the *micro*RNA therapeutics space, including patents and patent applications related to targeting *micro*RNAs, such as miR-122, for the treatment of disease. As the biotechnology and pharmaceutical industries expand and more patents are issued, the risk increases that our future product candidates may be subject to claims of infringement of the patent rights of third parties.

Third parties may assert that we are employing their proprietary technology without authorization. There may be third-party patents or patent applications with claims to materials, formulations, methods of manufacture or methods for treatment related to the use or manufacture of our future product candidates. Because patent applications can take many years to issue, there may be currently pending patent applications which may later result in patents that our future product candidates may infringe. In addition, third parties may obtain patents in the future and claim that use of our technologies infringes upon these patents. If any third-party patents were held

by a court of competent jurisdiction to cover the manufacturing process of any of our future product candidates, any molecules formed during the manufacturing process or any final product itself, the holders of any such patents may be able to block our ability to commercialize such product candidate unless we obtained a license under the applicable patents, or until such patents expire. Similarly, if any third-party patents were held by a court of competent jurisdiction to cover aspects of our formulations, processes for manufacture or methods of use, including combination therapy, the holders of any such patents may be able to block our ability to develop and commercialize the applicable product candidate unless we obtained a license or until such patent expires. In either case, such a license may not be available on commercially reasonable terms or at all.

Parties making claims against us may obtain injunctive or other equitable relief, which could effectively block our ability to further develop and commercialize one or more of our future product candidates. Defense of these claims, regardless of their merit, would involve substantial litigation expense and would be a substantial diversion of employee resources from our business. In the event of a successful claim of infringement against us, we may have to pay substantial damages, including treble damages and attorneys' fees for willful infringement, pay royalties, redesign our infringing products or obtain one or more licenses from third parties, which may be impossible or require substantial time and monetary expenditure.

If we fail to comply with our obligations in the agreements under which we license intellectual property rights from third parties or otherwise experience disruptions to our business relationships with our licensors, we could lose license rights that are important to our business.

We are a party to a number of intellectual property license agreements that are important to our business and expect to enter into additional license agreements in the future. Our existing license agreements impose, and we expect that future license agreements will impose, various diligence, milestone payment, royalty and other obligations on us. For example, under our exclusive license agreement for Max-Planck-Innovation GmbH's proprietary technology and know-how covering *micro*RNA sequences, we are required to use commercially reasonable diligence to develop and commercialize a product and to satisfy specified payment obligations. If we fail to comply with our obligations under our agreement with Max-Planck-Innovation GmbH or our other license agreements, or we are subject to a bankruptcy, the licensor may have the right to terminate the license, in which event we, or our strategic alliance partners, would not be able to market products covered by the license. In addition, our exclusive license agreements with our founding companies, Alnylam and Isis, provide us with rights to nucleotide technologies in the field of *micro*RNA therapeutics based on oligonucleotides that modulate up-regulated *micro*RNAs. Some of these technologies, such as intellectual property relating to the chemical modification of oligonucleotides, are relevant to our product candidate development programs. If our license agreements with Alnylam or Isis are terminated, or our business relationships with either of these companies or our other licensors are disrupted by events that may include the acquisition of either company, our access to critical intellectual property rights will be materially and adversely affected.

We may need to obtain licenses from third parties to advance our research or allow commercialization of our future product candidates, and we have done so from time to time. We may fail to obtain any of these licenses at a reasonable cost or on reasonable terms, if at all. In that event, we would be unable to further develop and commercialize one or more of our future product candidates, which could harm our business significantly. We cannot provide any assurances that third-party patents do not exist which might be enforced against our future products, resulting in either an injunction prohibiting our sales, or, with respect to our sales, an obligation on our part to pay royalties and/or other forms of compensation to third parties.

We may be involved in lawsuits to protect or enforce our patents or the patents of our licensors, which could be expensive, time consuming and unsuccessful.

Competitors may infringe our patents or the patents of our licensors. To counter infringement or unauthorized use, we may be required to file infringement claims, which can be expensive and time-consuming. In addition, in an infringement proceeding, a court may decide that a patent of ours or our licensors is not valid or

is unenforceable, or may refuse to stop the other party from using the technology at issue on the grounds that our patents do not cover the technology in question. An adverse result in any litigation or defense proceedings could put one or more of our patents at risk of being invalidated or interpreted narrowly and could put our patent applications at risk of not issuing.

Interference proceedings provoked by third parties or brought by us may be necessary to determine the priority of inventions with respect to our patents or patent applications or those of our alliance partners or licensors. An unfavorable outcome could require us to cease using the related technology or to attempt to license rights to it from the prevailing party. Our business could be harmed if the prevailing party does not offer us a license on commercially reasonable terms. Our defense of litigation or interference proceedings may fail and, even if successful, may result in substantial costs and distract our management and other employees. We may not be able to prevent, alone or with our licensors, misappropriation of our intellectual property rights, particularly in countries where the laws may not protect those rights as fully as in the United States.

Furthermore, because of the substantial amount of discovery required in connection with intellectual property litigation, there is a risk that some of our confidential information could be compromised by disclosure during this type of litigation. There could also be public announcements of the results of hearings, motions or other interim proceedings or developments. If securities analysts or investors perceive these results to be negative, it could have a material adverse effect on the price of our common stock.

We may be subject to claims that our employees, consultants or independent contractors have wrongfully used or disclosed confidential information of third parties.

We employ individuals who were previously employed at other biotechnology or pharmaceutical companies. We may be subject to claims that we or our employees, consultants or independent contractors have inadvertently or otherwise used or disclosed confidential information of our employees' former employers or other third parties. We may also be subject to claims that former employers or other third parties have an ownership interest in our patents. Litigation may be necessary to defend against these claims. There is no guarantee of success in defending these claims, and if we are successful, litigation could result in substantial cost and be a distraction to our management and other employees.

RISKS RELATED TO COMMERCIALIZATION OF PRODUCT CANDIDATES

The commercial success of our programs that are part of our strategic alliance agreements with Sanofi, GSK and AstraZeneca, will depend in large part on the development and marketing efforts of our alliance partners. If our alliance partners are unable to perform in accordance with the terms of our agreements, our potential to generate future revenue from these programs would be significantly reduced and our business would be materially and adversely harmed.

If any of Sanofi, GSK or AstraZeneca elects to pursue the development and commercialization of any of the *microRNA* product candidates that are subject to their respective strategic alliance agreements with us, we will have limited influence and/or control over their approaches to development and commercialization. If Sanofi, GSK, AstraZeneca or any potential future strategic alliance partners do not perform in the manner that we expect or fail to fulfill their responsibilities in a timely manner, or at all, the clinical development, regulatory approval and commercialization efforts related to product candidates we have licensed to such strategic alliance partners could be delayed or terminated. If we terminate any of our strategic alliances or any program thereunder due to a material breach by Sanofi, GSK or AstraZeneca, we have the right to assume the responsibility at our own expense for the development of the applicable *microRNA* product candidates. Assuming sole responsibility for further development will increase our expenditures, and may mean we will need to limit the size and scope of one or more of our programs, seek additional funding and/or choose to stop work altogether on one or more of the affected product candidates. This could result in a limited potential to generate future revenue from such *microRNA* product candidates and our business could be materially and adversely affected. Further, under certain circumstances, we may owe Sanofi, GSK or AstraZeneca, as applicable, royalties on any product candidate that we may successfully commercialize.

We face significant competition from other biotechnology and pharmaceutical companies and our operating results will suffer if we fail to compete effectively.

The biotechnology and pharmaceutical industries are intensely competitive. We have competitors both in the United States and internationally, including major multinational pharmaceutical companies, biotechnology companies and universities and other research institutions. We are aware of several companies that are working specifically to develop *microRNA* therapeutics including Groove Biopharma, Inc., InteRNA Technologies B.V., miRagen Therapeutics, Inc., MiReven Pty Ltd, Mirna Therapeutics, Inc., Microlin Bio, Inc. and Santaris. Our competitors may have substantially greater financial, technical and other resources, such as larger research and development staff and experienced marketing and manufacturing organizations. Additional mergers and acquisitions in the biotechnology and pharmaceutical industries may result in even more resources being concentrated in our competitors. Competition may increase further as a result of advances in the commercial applicability of technologies and greater availability of capital for investment in these industries. Our competitors may succeed in developing, acquiring or licensing on an exclusive basis, drug products that are more effective or less costly than any product candidate that we may develop.

All of our programs are in a preclinical development stage and are targeted toward indications for which there are approved products on the market or product candidates in clinical development. We will face competition from other drugs currently approved or that will be approved in the future for the same therapeutic indications. Our ability to compete successfully will depend largely on our ability to leverage our experience in drug discovery and development to:

- discover and develop therapeutics that are superior to other products in the market;
- attract qualified scientific, product development and commercial personnel;
- obtain patent and/or other proprietary protection for our *microRNA* product platform and future product candidates;
- obtain required regulatory approvals; and
- successfully collaborate with pharmaceutical companies in the discovery, development and commercialization of new therapeutics.

The availability of our competitors' products could limit the demand, and the price we are able to charge, for any products that we may develop and commercialize. We will not achieve our business plan if the acceptance of any of these products is inhibited by price competition or the reluctance of physicians to switch from existing drug products to our products, or if physicians switch to other new drug products or choose to reserve our future products for use in limited circumstances. The inability to compete with existing or subsequently introduced drug products would have a material adverse impact on our business, financial condition and prospects.

Established pharmaceutical companies may invest heavily to accelerate discovery and development of novel compounds or to in-license novel compounds that could make our future product candidates less competitive. In addition, any new product that competes with an approved product must demonstrate compelling advantages in efficacy, convenience, tolerability and safety in order to overcome price competition and to be commercially successful. Accordingly, our competitors may succeed in obtaining patent protection, receiving FDA approval or discovering, developing and commercializing product candidates before we do, which would have a material adverse impact on our business.

The commercial success of our product candidates will depend upon the acceptance of these product candidates by the medical community, including physicians, patients and healthcare payors.

The degree of market acceptance of any product candidates will depend on a number of factors, including:

- demonstration of clinical safety and efficacy compared to other products;
- the relative convenience, ease of administration and acceptance by physicians, patients and healthcare payors;
- the prevalence and severity of any AEs;
- limitations or warnings contained in the FDA-approved label for such products;
- availability of alternative treatments;
- pricing and cost-effectiveness;
- the effectiveness of our or any collaborators' sales and marketing strategies;
- our ability to obtain hospital formulary approval;
- our ability to obtain and maintain sufficient third party coverage or reimbursement; and
- the willingness of patients to pay out-of-pocket in the absence of third party coverage.

Unless other formulations are developed in the future, we expect our compounds to be formulated in an injectable form. Injectable medications may be disfavored by patients or their physicians in the event drugs which are easy to administer, such as oral medications, are available. If a product is approved, but does not achieve an adequate level of acceptance by physicians, patients and healthcare payors, we may not generate sufficient revenues from such product and we may not become or remain profitable.

If we are unable to establish sales and marketing capabilities or enter into agreements with third parties to market and sell our future product candidates, we may be unable to generate any revenues.

We currently do not have an organization for the sales, marketing and distribution of pharmaceutical products and the cost of establishing and maintaining such an organization may exceed the cost-effectiveness of doing so. In order to market any products that may be approved, we must build our sales, marketing, managerial and other non-technical capabilities or make arrangements with third parties to perform these services. For example, we have co-promotion rights with Sanofi with respect to our miR-21 and miR-221/222 programs, but would need to build our sales, marketing, managerial and other non-technical capabilities in order to effectively carry out co-promotion activities with respect to any approved products that are developed through these programs. With respect to certain of our current programs that are the subject of existing strategic alliances, such as miR-122 with GSK and the metabolic and oncology programs with AstraZeneca, we intend to rely completely on our alliance partner for sales and marketing. In addition, we intend to enter into strategic alliances with third parties to commercialize other future product candidates, including in markets outside of the United States or for other large markets that are beyond our resources. Although we intend to establish a sales organization if we are able to obtain approval to market any product candidates for niche markets in the United States, we will also consider the option to enter into strategic alliances for future product candidates in the United States if commercialization requirements exceed our available resources. This will reduce the revenue generated from the sales of these products.

Our current and future strategic alliance partners, if any, may not dedicate sufficient resources to the commercialization of our future product candidates or may otherwise fail in their commercialization due to factors beyond our control. If we are unable to establish effective alliances to enable the sale of our future product candidates to healthcare professionals and in geographical regions, including the United States, that will not be covered by our own marketing and sales force, or if our potential future strategic alliance partners do not successfully commercialize the product candidates, our ability to generate revenues from product sales will be adversely affected.

If we are unable to establish adequate sales, marketing and distribution capabilities, whether independently or with third parties, we may not be able to generate sufficient product revenue and may not become profitable. We will be competing with many companies that currently have extensive and well-funded marketing and sales operations. Without an internal team or the support of a third party to perform marketing and sales functions, we may be unable to compete successfully against these more established companies.

If we obtain approval to commercialize any approved products outside of the United States, a variety of risks associated with international operations could materially adversely affect our business.

Our strategic alliance agreements with Sanofi, GSK and AstraZeneca provide that our partners will be responsible for the commercialization of future product candidates, if any, from their respective programs, as applicable. If any other future product candidates that we may develop are approved for commercialization, we may also enter into agreements with third parties to market them on a worldwide basis or in more limited geographical regions. We expect that we will be subject to additional risks related to entering into international business relationships, including:

- different regulatory requirements for drug approvals in foreign countries;
- reduced protection for intellectual property rights;
- unexpected changes in tariffs, trade barriers and regulatory requirements;
- economic weakness, including inflation, or political instability in particular foreign economies and markets;
- compliance with tax, employment, immigration and labor laws for employees living or traveling abroad;
- foreign taxes, including withholding of payroll taxes;
- foreign currency fluctuations, which could result in increased operating expenses and reduced revenues, and other obligations incident to doing business in another country;
- workforce uncertainty in countries where labor unrest is more common than in the United States;
- production shortages resulting from any events affecting raw material supply or manufacturing capabilities abroad; and
- business interruptions resulting from geopolitical actions, including war and terrorism, or natural disasters including earthquakes, typhoons, floods and fires.

Coverage and adequate reimbursement may not be available for our future product candidates, which could make it difficult for us to sell products profitably.

Market acceptance and sales of any future product candidates that we develop will depend on coverage and reimbursement policies and may be affected by future healthcare reform measures. Government authorities and third party payors, such as private health insurers, hospitals and health maintenance organizations, decide which drugs they will pay for and establish reimbursement levels. We cannot be sure that coverage and adequate reimbursement will be available for any future product candidates. Also, inadequate reimbursement amounts may reduce the demand for, or the price of, our future products. If reimbursement is not available, or is available only at limited levels, we may not be able to successfully commercialize future product candidates that we develop.

In addition, we cannot be certain if and when we will obtain formulary approval to allow us to sell any products that we may develop and commercialize into our target markets. Obtaining formulary approval from hospitals and from payers can be an expensive and time consuming process. Failure to obtain timely formulary approval will limit our commercial success.

There have been a number of legislative and regulatory proposals to change the healthcare system in the United States and in some foreign jurisdictions that could affect our ability to sell products profitably. These legislative and/or regulatory changes may negatively impact the reimbursement for drug products, following approval. The availability of numerous generic treatments may also substantially reduce the likelihood of reimbursement for our future products. The potential application of user fees to generic drug products may expedite the approval of additional generic drug treatments. We expect to experience pricing pressures in connection with the sale of any products that we develop, due to the trend toward managed healthcare, the increasing influence of health maintenance organizations and additional legislative changes. If we fail to successfully secure and maintain reimbursement coverage for our future products or are significantly delayed in doing so, we will have difficulty achieving market acceptance of our future products and our business will be harmed.

In addition, in some non-U.S. jurisdictions, the proposed pricing for a drug must be approved before it may be lawfully marketed. The requirements governing drug pricing vary widely from country to country. For example, the EU provides options for its member states to restrict the range of medicinal products for which their national health insurance systems provide reimbursement and to control the prices of medicinal products for human use. A member state may approve a specific price for the medicinal product or it may instead adopt a system of direct or indirect controls on the profitability of the company placing the medicinal product on the market. There can be no assurance that any country that has price controls or reimbursement limitations for pharmaceutical products will allow favorable reimbursement and pricing arrangements for any of our products. Historically, products launched in the EU do not follow price structures of the U.S. and generally tend to be priced significantly lower.

RISKS RELATED TO OUR BUSINESS OPERATIONS AND INDUSTRY

Our future success depends on our ability to retain key executives and to attract, retain and motivate qualified personnel.

We are highly dependent on principal members of our executive team, the loss of whose services may adversely impact the achievement of our objectives. While we have entered into employment agreements with each of our executive officers, any of them could leave our employment at any time, as all of our employees are “at will” employees. Recruiting and retaining other qualified employees for our business, including scientific and technical personnel, will also be critical to our success. There is currently a shortage of skilled executives in our industry, which is likely to continue. As a result, competition for skilled personnel is intense and the turnover rate can be high. We may not be able to attract and retain personnel on acceptable terms given the competition among numerous pharmaceutical companies for individuals with similar skill sets. In addition, failure to succeed in preclinical studies and clinical trials may make it more challenging to recruit and retain qualified personnel. The inability to recruit or loss of the services of any executive or key employee might impede the progress of our research, development and commercialization objectives.

We may need to expand our organization and may experience difficulties in managing this growth, which could disrupt our operations.

As of December 31, 2013, we had 73 full-time employees. As our company matures, we expect to expand our employee base to increase our managerial, scientific and operational, commercial, financial and other resources and to hire more consultants and contractors. Future growth would impose significant additional responsibilities on our management, including the need to identify, recruit, maintain, motivate and integrate additional employees, consultants and contractors. Also, our management may need to divert a disproportionate amount of its attention away from our day-to-day activities and devote a substantial amount of time to managing these growth activities. We may not be able to effectively manage the expansion of our operations, which may result in weaknesses in our infrastructure, give rise to operational mistakes, loss of business opportunities, loss of employees and reduced productivity among remaining employees. Our expected growth could require significant

capital expenditures and may divert financial resources from other projects, such as the development of additional product candidates. If our management is unable to effectively manage our growth, our expenses may increase more than expected, our ability to generate and/or grow revenues could be reduced, and we may not be able to implement our business strategy. Our future financial performance and our ability to commercialize future product candidates and compete effectively will depend, in part, on our ability to effectively manage any future growth.

Our employees may engage in misconduct or other improper activities, including noncompliance with regulatory standards and requirements and insider trading.

We are exposed to the risk of employee fraud or other misconduct. Misconduct by employees could include intentional failures to comply with the regulations of the FDA and non-U.S. regulators, provide accurate information to the FDA and non-U.S. regulators, comply with healthcare fraud and abuse laws and regulations in the United States and abroad, report financial information or data accurately or disclose unauthorized activities to us. In particular, sales, marketing and business arrangements in the healthcare industry are subject to extensive laws and regulations intended to prevent fraud, misconduct, kickbacks, self-dealing and other abusive practices. These laws and regulations may restrict or prohibit a wide range of pricing, discounting, marketing and promotion, sales commission, customer incentive programs and other business arrangements. Employee misconduct could also involve the improper use of information obtained in the course of clinical trials, which could result in regulatory sanctions and cause serious harm to our reputation. We have adopted a code of conduct, but it is not always possible to identify and deter employee misconduct, and the precautions we take to detect and prevent this activity may not be effective in controlling unknown or unmanaged risks or losses or in protecting us from governmental investigations or other actions or lawsuits stemming from a failure to comply with these laws or regulations. If any such actions are instituted against us, and we are not successful in defending ourselves or asserting our rights, those actions could have a significant impact on our business, including the imposition of significant fines or other sanctions.

Any future relationships with customers and third party payors may be subject, directly or indirectly, to federal and state healthcare fraud and abuse laws, false claims laws and health information privacy and security laws. If we are unable to comply, or have not fully complied, with such laws, we could face criminal sanctions, civil penalties, contractual damages, reputational harm and diminished profits and future earnings.

If we obtain FDA approval for any of our product candidates and begin commercializing those products in the United States, our operations may be directly, or indirectly through our customers, subject to various federal and state fraud and abuse laws, including, without limitation, the federal Anti-Kickback Statute and the federal False Claims Act. These laws may impact, among other things, our proposed sales, marketing and education programs. In addition, we may be subject to patient privacy regulation by the federal government and by the U.S. states and foreign jurisdictions in which we conduct our business. The laws that may affect our ability to operate include:

- the federal Anti-Kickback Statute, which prohibits, among other things, persons from knowingly and willfully soliciting, receiving, offering or paying remuneration, directly or indirectly, to induce, or in return for, either the referral of an individual, or the purchase or recommendation of an item or service for which payment may be made under a federal healthcare program, such as the Medicare and Medicaid programs;
- federal civil and criminal false claims laws and civil monetary penalty laws, which prohibit, among other things, individuals or entities from knowingly presenting, or causing to be presented, claims for payment from Medicare, Medicaid, or other third party payers that are false or fraudulent;
- the federal Health Insurance Portability and Accountability Act of 1996, or HIPAA, which created new federal criminal statutes that prohibit executing a scheme to defraud any healthcare benefit program and making false statements relating to healthcare matters;

- HIPAA, as amended by the Health Information Technology and Clinical Health Act of 2009, or HITECH, and its implementing regulations, which imposes certain requirements relating to the privacy, security and transmission of individually identifiable health information; and
- state and foreign law equivalents of each of the above federal laws, such as anti-kickback and false claims laws which may apply to items or services reimbursed by any third party payer, including commercial insurers, and state and foreign laws governing the privacy and security of health information in certain circumstances, many of which differ from each other in significant ways and may not have the same effect, thus complicating compliance efforts.

If our operations are found to be in violation of any of the laws described above or any other governmental regulations that apply to us, we may be subject to penalties, including, without limitation, civil and criminal penalties, damages, fines, possible exclusion from Medicare, Medicaid and other government healthcare programs, and curtailment or restructuring of our operations, any of which could adversely affect our ability to operate our business and our results of operations.

We face potential product liability, and, if successful claims are brought against us, we may incur substantial liability and costs.

The use of our future product candidates in clinical trials and the sale of any products for which we obtain marketing approval exposes us to the risk of product liability claims. Product liability claims might be brought against us by consumers, healthcare providers, pharmaceutical companies or others selling or otherwise coming into contact with our products. Certain oligonucleotide therapeutics have shown injection site reactions and pro-inflammatory effects and may also lead to impairment of kidney or liver function. There is a risk that our future product candidates may induce similar adverse events. If we cannot successfully defend against product liability claims, we could incur substantial liability and costs. In addition, regardless of merit or eventual outcome, product liability claims may result in:

- impairment of our business reputation;
- withdrawal of clinical trial participants;
- costs due to related litigation;
- distraction of management's attention from our primary business;
- substantial monetary awards to patients or other claimants;
- the inability to commercialize our future product candidates; and
- decreased demand for our future product candidates, if approved for commercial sale.

We do not currently have any product liability insurance coverage. We anticipate obtaining such insurance prior to the commencement of any clinical trials but any such insurance coverage that we obtain may not be sufficient to reimburse us for any expenses or losses we may suffer. Moreover, insurance coverage is becoming increasingly expensive and in the future we may not be able to maintain insurance coverage at a reasonable cost or in sufficient amounts to protect us against losses due to liability. If and when we obtain marketing approval for future product candidates, we intend to expand our insurance coverage to include the sale of commercial products; however, we may be unable to obtain product liability insurance on commercially reasonable terms or in adequate amounts. On occasion, large judgments have been awarded in class action lawsuits based on drugs that had unanticipated adverse effects. A successful product liability claim or series of claims brought against us could cause our stock price to decline and, if judgments exceed our insurance coverage, could adversely affect our results of operations and business.

Cyber security risks and the failure to maintain the confidentiality, integrity, and availability of our computer hardware, software, and Internet applications and related tools and functions could result in damage to our reputation and/or subject us to costs, fines or lawsuits.

Our business requires manipulating, analyzing and storing large amounts of data. In addition, we rely on a global enterprise software system to operate and manage our business. We also maintain personally identifiable information about our employees. Our business therefore depends on the continuous, effective, reliable, and secure operation of our computer hardware, software, networks, Internet servers, and related infrastructure. To the extent that our hardware or software malfunctions or access to our data by internal research personnel is interrupted, our business could suffer. The integrity and protection of our employee and Company data is critical to our business and employees have a high expectation that we will adequately protect their personal information. The regulatory environment governing information, security and privacy laws is increasingly demanding and continues to evolve. Maintaining compliance with applicable security and privacy regulations may increase our operating costs. Although our computer and communications hardware is protected through physical and software safeguards, it is still vulnerable to fire, storm, flood, power loss, earthquakes, telecommunications failures, physical or software break-ins, software viruses, and similar events. These events could lead to the unauthorized access, disclosure and use of non-public information. The techniques used by criminal elements to attack computer systems are sophisticated, change frequently and may originate from less regulated and remote areas of the world. As a result, we may not be able to address these techniques proactively or implement adequate preventative measures. If our computer systems are compromised, we could be subject to fines, damages, litigation and enforcement actions, and we could lose trade secrets, the occurrence of which could harm our business. In addition, any sustained disruption in internet access provided by other companies could harm our business.

Business interruptions could delay us in the process of developing our future products.

Our headquarters are located in San Diego County. We are vulnerable to natural disasters such as earthquakes and wild fires, as well as other events that could disrupt our operations. We do not carry insurance for earthquakes or other natural disasters and we may not carry sufficient business interruption insurance to compensate us for losses that may occur. Any losses or damages we incur could have a material adverse effect on our business operations.

RISKS RELATED TO OUR COMMON STOCK

The market price of our common stock may be highly volatile.

Since shares of our common stock were sold in our initial public offering in October 2012 at a price of \$4.00 per share, our closing stock price as reported on The NASDAQ Global Market has ranged from \$4.15 to \$12.41, through February 7, 2014. The trading price of our common stock is likely to continue to be volatile.

Our stock price could be subject to wide fluctuations in response to a variety of factors, including the following:

- adverse results or delays in preclinical testing or clinical trials;
- inability to obtain additional funding;
- any delay in filing an IND or NDA for any of our future product candidates and any adverse development or perceived adverse development with respect to the FDA's review of that IND or NDA;
- failure to maintain our existing strategic alliances or enter into new alliances;
- failure of our strategic alliance partners to elect to develop and commercialize product candidates under our alliance agreements or the termination of any programs under our alliance agreements;
- failure by us or our licensors and strategic alliance partners to prosecute, maintain or enforce our intellectual property rights;

- failure to successfully develop and commercialize our future product candidates;
- changes in laws or regulations applicable to our preclinical and clinical development activities, product candidates or future products;
- inability to obtain adequate product supply for our future product candidates or the inability to do so at acceptable prices;
- adverse regulatory decisions;
- introduction of new products, services or technologies by our competitors;
- failure to meet or exceed financial projections we may provide to the public;
- failure to meet or exceed the estimates and projections of the investment community;
- the perception of the pharmaceutical industry by the public, legislatures, regulators and the investment community;
- announcements of significant acquisitions, strategic partnerships, joint ventures or capital commitments by us, our strategic alliance partners or our competitors;
- disputes or other developments relating to proprietary rights, including patents, litigation matters and our ability to obtain patent protection for our technologies;
- additions or departures of key scientific or management personnel;
- significant lawsuits, including patent or stockholder litigation;
- changes in the market valuations of similar companies;
- sales of our common stock by us or our stockholders in the future; and
- trading volume of our common stock.

In addition, companies trading in the stock market in general, and The NASDAQ Global Market in particular, have experienced extreme price and volume fluctuations that have often been unrelated or disproportionate to the operating performance of these companies. Broad market and industry factors may negatively affect the market price of our common stock, regardless of our actual operating performance.

Our principal stockholders and management own a significant percentage of our stock and will be able to exert significant control over matters subject to stockholder approval.

As of February 7, 2014, our executive officers, directors, 5% stockholders and their affiliates beneficially owned approximately 78% of our outstanding voting stock. Therefore, these stockholders will have the ability to influence us through this ownership position. These stockholders may be able to determine all matters requiring stockholder approval. For example, these stockholders, acting together, may be able to control elections of directors, amendments of our organizational documents, or approval of any merger, sale of assets, or other major corporate transaction. This may prevent or discourage unsolicited acquisition proposals or offers for our common stock that you may believe are in your best interest as one of our stockholders.

We are an “emerging growth company,” and we cannot be certain if the reduced reporting requirements applicable to emerging growth companies will make our common stock less attractive to investors.

We are an “emerging growth company,” as defined in the JOBS Act. For as long as we continue to be an emerging growth company, we may take advantage of exemptions from various reporting requirements that are applicable to other public companies that are not “emerging growth companies,” including not being required to comply with the auditor attestation requirements of Section 404 of the Sarbanes-Oxley Act of 2002, or the Sarbanes-Oxley Act, reduced disclosure obligations regarding executive compensation in our periodic reports

and proxy statements and exemptions from the requirements of holding a nonbinding advisory vote on executive compensation and stockholder approval of any golden parachute payments not previously approved. We could be an emerging growth company through December 31, 2017, although circumstances could cause us to lose that status earlier, including if the market value of our common stock held by non-affiliates exceeds \$700.0 million as of any June 30 before that time or if we have total annual gross revenue of \$1.0 billion or more during any fiscal year before that time, in which cases we would no longer be an emerging growth company as of the following December 31 or, if we issue more than \$1.0 billion in non-convertible debt during any three year period before that time, we would cease to be an emerging growth company immediately. Even after we no longer qualify as an emerging growth company, we may still qualify as a “smaller reporting company” which would allow us to take advantage of many of the same exemptions from disclosure requirements including not being required to comply with the auditor attestation requirements of Section 404 of the Sarbanes-Oxley Act and reduced disclosure obligations regarding executive compensation in our periodic reports and proxy statements. We cannot predict if investors will find our common stock less attractive because we may rely on these exemptions. If some investors find our common stock less attractive as a result, there may be a less active trading market for our common stock and our stock price may be more volatile.

Under the JOBS Act, emerging growth companies can also delay adopting new or revised accounting standards until such time as those standards apply to private companies. We have irrevocably elected not to avail ourselves of this exemption from new or revised accounting standards and, therefore, will be subject to the same new or revised accounting standards as other public companies that are not emerging growth companies.

The requirements of being a public company may strain our resources and divert management’s attention.

As a public company, we have incurred, and will continue to incur, significant legal, accounting and other expenses that we did not incur as a private company. In addition, the Sarbanes-Oxley Act, as well as rules subsequently implemented by the SEC and The NASDAQ Global Market have imposed various requirements on public companies. In July 2010, the Dodd-Frank Wall Street Reform and Consumer Protection Act, or the Dodd-Frank Act, was enacted. There are significant corporate governance and executive compensation related provisions in the Dodd-Frank Act that require the SEC to adopt additional rules and regulations in these areas such as “say on pay” and proxy access. Recent legislation permits smaller “emerging growth companies” to implement many of these requirements over a longer period and up to five years from the pricing of our initial public offering. We intend to take advantage of this new legislation but cannot guarantee that we will not be required to implement these requirements sooner than budgeted or planned and thereby incur unexpected expenses. Stockholder activism, the current political environment and the current high level of government intervention and regulatory reform may lead to substantial new regulations and disclosure obligations, which may lead to additional compliance costs and impact the manner in which we operate our business in ways we cannot currently anticipate. Our management and other personnel will need to devote a substantial amount of time to these compliance initiatives. Moreover, these rules and regulations will increase our legal and financial compliance costs and will make some activities more time-consuming and costly. For example, we expect these rules and regulations to make it more difficult and more expensive for us to obtain director and officer liability insurance and we may be required to incur substantial costs to maintain our current levels of such coverage.

Sales of a substantial number of shares of our common stock in the public market by our existing stockholders could cause our stock price to fall.

If our existing stockholders sell, or indicate an intention to sell, substantial amounts of our common stock in the public market, the trading price of our common stock could decline. Certain lock-up agreements pertaining to our recently completed public offering expired on October 14, 2013 and certain lock-up agreements pertaining to our initial public offering expired on October 4, 2013. Upon the expiration of these lock-up agreements, a substantial number of shares of common stock became eligible for sale in the public market, subject to volume limitations under Rule 144 under the Securities Act of 1933, as amended, or the Securities Act, with respect to any of these shares held by directors, executive officers and other affiliates. In connection with our private placement of 1,303,780 shares to Aventis Holdings Inc., or Aventis, an entity affiliated with Sanofi, in February

2014, Aventis has agreed that for a period of 12 months after the date on which the shares were issued, subject to specified exceptions, Aventis will not offer, sell, contract to sell, pledge or otherwise dispose of, directly or indirectly, any of the shares of our common stock issued to Aventis in the private placement. Subject to certain limitations, all of the shares issued to Aventis in the private placement will become eligible for sale upon expiration of the lock-up period. In addition, shares of common stock that are either subject to outstanding options or reserved for future issuance under our employee benefit plans are or may become eligible for sale in the public market to the extent permitted by the provisions of various vesting schedules and Rule 144 and Rule 701 under the Securities Act. If these additional shares of common stock are sold, or if it is perceived that they will be sold, in the public market, the trading price of our common stock could decline.

Certain holders of our securities are entitled to rights with respect to the registration of their shares under the Securities Act, subject to the applicable lock-up arrangement described above. Registration of these shares under the Securities Act would result in the shares becoming freely tradable without restriction under the Securities Act, except for shares held by our affiliates as defined in Rule 144 under the Securities Act. We currently plan to file a registration statement that will provide for the sale of shares of common stock by us or by selling stockholders. In addition, we may file additional registration statements in the future to provide for the further sale of shares of common stock by us or by selling shareholders. Any sales of securities by these stockholders could have a material adverse effect on the trading price of our common stock.

Future sales and issuances of our common stock or rights to purchase common stock, including pursuant to our equity incentive plans, could result in additional dilution of the percentage ownership of our stockholders and could cause our stock price to fall.

We expect that significant additional capital will be needed in the future to continue our planned operations. To the extent we raise additional capital by issuing equity securities, our stockholders may experience substantial dilution. We may sell common stock, convertible securities or other equity securities in one or more transactions at prices and in a manner we determine from time to time. If we sell common stock, convertible securities or other equity securities in more than one transaction, investors may be materially diluted by subsequent sales. These sales may also result in material dilution to our existing stockholders, and new investors could gain rights superior to our existing stockholders. We currently plan to file a registration statement that will provide for the sale of shares of common stock by us or by selling stockholders. In addition, we may file additional registration statements in the future to provide for the further sale of shares of common stock by us or by selling shareholders.

Pursuant to our 2012 Plan, our management is authorized to grant stock options and other equity-based awards to our employees, directors and consultants. The number of shares available for future grant under the 2012 Plan will automatically increase each year by up to 4% of all shares of our capital stock outstanding as of December 31 of the prior calendar year, subject to the ability of our board of directors to take action to reduce the size of the increase in any given year. Currently, we plan to register the increased number of shares available for issuance under the 2012 Plan each year.

We could be subject to securities class action litigation.

In the past, securities class action litigation has often been brought against a company following a decline in the market price of its securities. This risk is especially relevant for us because pharmaceutical companies have experienced significant stock price volatility in recent years. If we face such litigation, it could result in substantial costs and a diversion of management's attention and resources, which could harm our business.

Our ability to use our net operating loss carryforwards and certain other tax attributes may be limited.

Under Section 382 of the Internal Revenue Code of 1986, as amended, if a corporation undergoes an "ownership change," generally defined as a greater than 50% change (by value) in its equity ownership over a

three year period, the corporation's ability to use its pre-change net operating loss carryforwards, or NOLs, and other pre-change tax attributes (such as research tax credits) to offset its post-change income may be limited. We believe that, with our initial public offering and other transactions that have occurred over the past three years, we may have triggered an "ownership change" limitation. We may also experience ownership changes in the future as a result of subsequent shifts in our stock ownership. As a result, if we earn net taxable income, our ability to use our pre-change net operating loss carryforwards to offset U.S. federal taxable income may be subject to limitations, which could potentially result in increased future tax liability to us. In addition, at the state level, there may be periods during which the use of NOLs is suspended or otherwise limited, which could accelerate or permanently increase state taxes owed.

We do not intend to pay dividends on our common stock so any returns will be limited to the value of our stock.

We have never declared or paid any cash dividends on our common stock. We currently anticipate that we will retain future earnings for the development, operation and expansion of our business and do not anticipate declaring or paying any cash dividends for the foreseeable future. Any return to stockholders will therefore be limited to the appreciation of their stock.

Provisions in our amended and restated certificate of incorporation and bylaws, as well as provisions of Delaware law, could make it more difficult for a third party to acquire us or increase the cost of acquiring us, even if doing so would benefit our stockholders or remove our current management.

Some provisions of our charter documents and Delaware law may have anti-takeover effects that could discourage an acquisition of us by others, even if an acquisition would be beneficial to our stockholders and may prevent attempts by our stockholders to replace or remove our current management. These provisions include:

- authorizing the issuance of "blank check" preferred stock, the terms of which may be established and shares of which may be issued without stockholder approval;
- limiting the removal of directors by the stockholders;
- prohibiting stockholder action by written consent, thereby requiring all stockholder actions to be taken at a meeting of our stockholders;
- eliminating the ability of stockholders to call a special meeting of stockholders; and
- establishing advance notice requirements for nominations for election to the board of directors or for proposing matters that can be acted upon at stockholder meetings.

In addition, we are subject to Section 203 of the Delaware General Corporation Law, which generally prohibits a Delaware corporation from engaging in any of a broad range of business combinations with an interested stockholder for a period of three years following the date on which the stockholder became an interested stockholder, unless such transactions are approved by our board of directors. This provision could have the effect of delaying or preventing a change in control, whether or not it is desired by or beneficial to our stockholders. Further, other provisions of Delaware law may also discourage, delay or prevent someone from acquiring us or merging with us.

Item 1B. Unresolved Staff Comments.

Not applicable.

Item 2. Properties.

Our administrative offices and research laboratory is located in La Jolla, California. As of December 31, 2013, we had a lease for approximately 29,000 square feet for office and laboratory space. Our lease currently expires in June 2017, subject to our option to renew for up to two additional three-year terms. We believe that our facility is sufficient to meet our needs and that suitable additional space will be available as and when needed.

Item 3. Legal Proceedings.

None.

Item 4. Mine Safety Disclosures.

Not applicable.

PART II

Item 5. Market for Registrant's Common Equity, Related Stockholder Matters and Issuer Purchases of Equity Securities

Market Information

Our common stock began trading on The NASDAQ Global Market on October 4, 2012 under the symbol "RGLS." Prior to such time, there was no public market for our common stock. The following table sets forth the high and low sales prices per share of our common stock as reported on The NASDAQ Global Market for the periods indicated.

	Price Range	
	High	Low
Year Ended December 31, 2012:		
Fourth Quarter (commencing October 4, 2012)	\$ 6.49	\$4.02
Year Ended December 31, 2013:		
First Quarter	\$ 7.89	\$4.67
Second Quarter	\$10.94	\$6.44
Third Quarter	\$12.89	\$7.90
Fourth Quarter	\$ 9.82	\$5.83

Holder of Record

As of February 7, 2014, there were approximately 16 holders of record of our common stock.

Dividend Policy

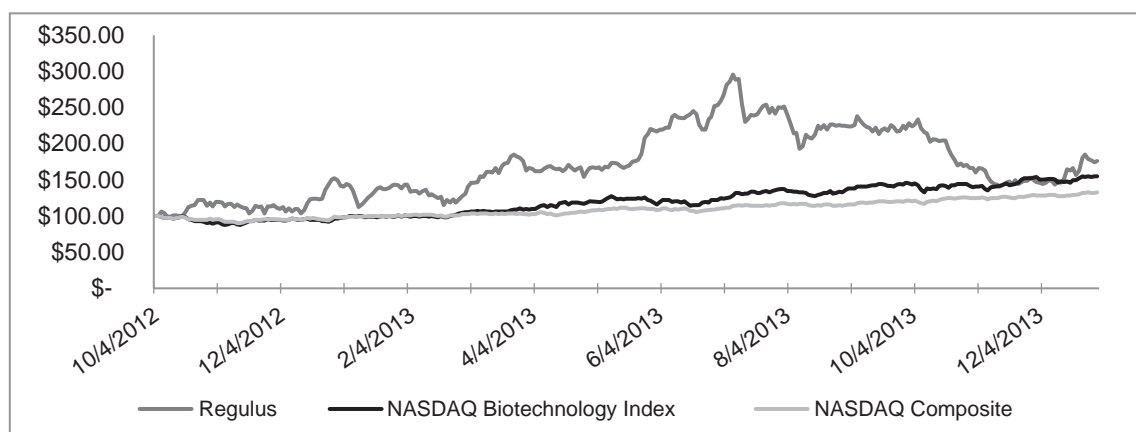
We have never declared or paid any cash dividends on our common stock. We currently intend to retain all available funds and any future earnings to support our operations and finance the growth and development of our business. We do not intend to pay cash dividends on our common stock for the foreseeable future. Any future determination related to our dividend policy will be made at the discretion of our board of directors and will depend upon, among other factors, our results of operations, financial condition, capital requirements, contractual restrictions, business prospects and other factors our board of directors may deem relevant.

Securities Authorized for Issuance Under Equity Compensation Plans

Information about our equity compensation plans is incorporated herein by reference to Item 12 of Part III of this Annual Report.

Performance Graph

The following graph shows a comparison from October 4, 2012 (the date our common stock commenced trading on The NASDAQ Global Market) through December 31, 2013 of the cumulative total return for our common stock, the NASDAQ Biotechnology Index (NBI) and the NASDAQ Composite Index (CCMP). The graph assumes an initial investment of \$100 on October 4, 2012. The comparisons in the graph are not intended to forecast or be indicative of possible future performance of our common stock.



Use of Proceeds

On October 4, 2012, we commenced our initial public offering pursuant to a registration statement on Form S-1 (File No. 333-183384) that was declared effective by the SEC on October 4, 2012 and that registered an aggregate of 12,937,500 shares of our common stock for sale to the public at a price of \$4.00 per share and an aggregate offering price of \$51.8 million. On October 10, 2012 and October 23, 2012, we sold 11,250,000 shares and 1,480,982 shares of our common stock, respectively, to the public at a price of \$4.00 per share for an aggregate gross offering price of \$50.9 million. Lazard Capital Markets, Cowen and Company and BMO Capital Markets acted as joint book-running managers for the offering, and Needham & Company and Wedbush PacGrow Life Sciences served as co-managers for the offering.

The underwriting discounts and commissions in connection with the offering totaled approximately \$3.4 million. We incurred additional costs of approximately \$2.6 million in offering expenses, which when added to the underwriting discounts and commissions paid by us, amounts to total fees and costs of approximately \$6.0 million. Thus, the net offering proceeds to us, after deducting underwriting discounts, commissions and offering costs, were approximately \$44.9 million. No offering costs were paid directly or indirectly to any of our directors or officers (or their associates) or persons owning ten percent or more of any class of our equity securities or to any other affiliates.

As of December 31, 2013, we have used approximately \$5.3 million of the net proceeds from the offering for preclinical and clinical development of our initial *micro* RNA development candidates, for the identification and validation of additional *micro*RNA targets, and for capital expenditures, working capital and other general corporate purposes, including costs and expenses associated with being a public company. We may also use a portion of the remaining net proceeds to in-license, acquire or invest in complementary *micro*RNA businesses, technologies, products or assets. We cannot specify with certainty all of the particular uses for the remaining net proceeds from our initial public offering. Accordingly, our management will continue to have broad discretion in the application of the remaining net proceeds.

Item 6. Selected Financial Data.

The selected financial data set forth below is derived from our audited financial statements and may not be indicative of future operating results. The following selected financial data should be read in conjunction with the financial statements and notes thereto and Item 7, "Management's Discussion and Analysis of Financial Condition and Results of Operations" included elsewhere in this Annual Report. The selected financial data in this section are not intended to replace our financial statements and the related notes. Our historical results are not necessarily indicative of our future results. Amounts are in thousands, except share and per share data.

<u>Statement of operations data</u>	<u>Year ended December 31,</u>		
	<u>2013</u>	<u>2012</u>	<u>2011</u>
Revenues:			
Revenue under strategic alliances	\$ 19,569	\$ 12,700	\$13,767
Grant revenue	—	—	22
Total revenues	19,569	12,700	13,789
Operating expenses:			
Research and development	29,942	20,342	17,289
General and administrative	7,429	4,932	3,637
Total operating expenses	37,371	25,274	20,926
Loss from operations	(17,802)	(12,574)	(7,137)
Loss on extinguishment of debt	—	(1,738)	—
Loss from change in value of convertible note payable	(1,145)	(2,969)	—
Interest and other expense, net	256	(137)	(259)
Loss before income taxes	(18,691)	(17,418)	(7,396)
Income tax (benefit) expense	(23)	(10)	206
Net loss	\$ (18,668)	\$ (17,408)	\$ (7,602)
Net loss per share, basic and diluted ⁽¹⁾	\$ (0.49)	(2.12)	(85.82)
Shares used to compute basic and diluted net loss per share ⁽¹⁾ ..	38,479,447	8,212,538	88,582

(1) See Note 2 of our Notes to Financial Statements appearing elsewhere in this Annual Report for an explanation of the method used to calculate the basic and diluted net loss per common share and the number of shares used in the computation of the share and per share data.

<u>Balance sheet data</u>	<u>As of December 31,</u>		
	<u>2013</u>	<u>2012</u>	<u>2011</u>
Cash, cash equivalents and short-term investments ...	\$114,005	\$ 98,100	\$ 38,144
Working capital	106,812	86,161	25,816
Total assets	123,065	103,518	42,881
Convertible notes payable	11,279	10,134	10,815
Convertible preferred stock	—	—	42,691
Accumulated deficit	(79,087)	(60,419)	(43,011)
Total stockholders' equity (deficit)	93,457	62,093	(41,494)

Item 7. Management's Discussion and Analysis of Financial Condition and Results of Operations.

You should read the following discussion and analysis together with "Item 6. Selected Financial Data" and our financial statements and related notes included elsewhere in this Annual Report. The following discussion contains forward-looking statements that involve risks and uncertainties. Our actual results could differ materially from those expressed or implied in any forward-looking statements as a result of various factors, including those set forth under the caption "Item 1A. Risk Factors."

Overview

We are a biopharmaceutical company focused on discovering and developing first-in-class drugs that target *microRNAs* to treat a broad range of diseases. We were formed in 2007 when Alnylam and Isis contributed significant intellectual property, know-how and financial and human capital to pursue the development of drugs targeting *microRNAs* pursuant to a license and collaboration agreement. *microRNAs* are recently discovered, naturally occurring ribonucleic acid, or RNA, molecules that play a critical role in regulating key biological pathways. Scientific research has shown that the improper balance, or dysregulation, of *microRNAs* is directly linked to many diseases. We believe we have assembled the leading position in the *microRNA* field, including expertise in *microRNA* biology and oligonucleotide chemistry, a broad intellectual property estate, key opinion leaders and disciplined drug discovery and development processes. We refer to these assets as our *microRNA* product platform. We are using our *microRNA* product platform to develop chemically modified, single-stranded oligonucleotides that we call anti-miRs. We use these anti-miRs to modulate *microRNAs* and by doing so return diseased cells to their healthy state. We are pursuing several *microRNA* targets and are focusing our proprietary efforts in oncology and orphan diseases. We believe *microRNAs* may be transformative in the field of drug discovery and that anti-miRs may become a new and major class of drugs with broad therapeutic application much like small molecules, biologics and monoclonal antibodies. Additionally, we believe that *microRNA* biomarkers may be used to select optimal patient segments in clinical trials and to monitor disease progression or relapse. We believe these *microRNA* biomarkers can be applied toward drugs that we develop and drugs developed by other companies with which we partner or collaborate, including small molecules and monoclonal antibodies. In January 2014, we expanded our biomarkers efforts and established *microMarkers*TM, a research and development division focused on identifying *microRNAs* as biomarkers of human disease, which is designed to support our therapeutic pipeline, collaborators and strategic partners.

We are currently optimizing anti-miRs in several distinct programs, both independently and with our strategic alliance partners, AstraZeneca, GSK and Sanofi. We also have a collaboration agreement with Biogen Idec to evaluate the potential use of *microRNA* signatures as a biomarker for human patients with MS. Under these strategic alliances, we are eligible to receive up to approximately \$1.5 billion in milestone payments upon successful commercialization of *microRNA* therapeutics for the programs contemplated by our agreements. These payments include up to \$128.0 million upon achievement of preclinical and IND milestones, up to \$254.0 million upon achievement of clinical development milestones, up to \$380.0 million upon achievement of regulatory milestones and up to \$730.0 million upon achievement of commercialization milestones.

In 2013, we set forth certain corporate goals that seek to advance our *microRNA* therapeutic pipeline toward the clinic under our 'Road to the Clinic' strategy. Specifically, we set the goal of nominating two *microRNA* candidates for clinical development in 2013, be positioned to file our first applications with regulatory authorities by the first half of 2014 and maintain a strong year-end cash position to support these goals. We successfully achieved all of these goals under our 'Road to the Clinic' strategy: (i) our first clinical candidate, RG-101, for which we have full ownership and commercial rights, is a GalNAc-conjugated anti-miR, which targets *microRNA*-122, for the treatment of patients with chronic HCV. We filed our first application for RG-101 with regulatory authorities in the Netherlands and recently received approval to commence a Phase I clinical trial. Additionally, we nominated RG-012, an anti-miR targeting miR-21 for the treatment of Alport Syndrome, an orphan, life-threatening kidney disease driven by genetic mutations, as our second *microRNA* candidate for clinical development. We are responsible for advancing RG-012 to proof-of-concept and Sanofi will have the

exclusive option, exercisable after proof-of-concept, to take over further development and commercialization of RG-012 program. Lastly, our strong financial position supported our ‘Road to the Clinic’ goals as we ended 2013 with \$114.0 million in cash, cash equivalents and short-term investments.

In February 2014, we launched our ‘Clinical Map Initiative’, which outlines certain corporate goals and objectives to advance our *micro*RNA therapeutics pipeline over the next several years. Specifically, we intend to demonstrate human proof-of-concept results in the Phase I clinical study of RG-101 by the end of 2014, initiate a Phase I clinical study of RG-012 for the treatment of Alport Syndrome in the first half of 2015 and nominate a third *micro*RNA candidate for clinical development by the end of 2014. In order to achieve these objectives, we intend to maintain a strong financial position and end 2014 with at least \$75.0 million in cash, cash equivalents and short-term investments.

On July 22, 2013, we completed a public offering whereby we sold 5,175,000 shares of common stock at \$9.50 per share and received net proceeds of \$45.8 million, after deducting underwriting discounts, commissions and other offering expenses. On October 10, 2012, we completed our initial public offering whereby we issued and sold 11,250,000 shares of common stock at a public offering price of \$4.00 per share, resulting in net proceeds to us of approximately \$39.5 million. Concurrently with the completion of our initial public offering on October 10, 2012, \$5.0 million of outstanding principal plus accrued interest of \$0.8 million underlying a convertible note that we issued to GSK in April 2008 and amended and restated in July 2012, together with \$5.0 million of outstanding principal plus accrued interest of \$25,000 underlying a convertible note that we issued to Biogen Idec in August 2012, was automatically converted upon the closing of our initial public offering into an aggregate of 2,703,269 shares of our common stock. Upon the closing of our initial public offering, all shares of our outstanding convertible preferred stock automatically converted into an aggregate of 13,699,999 shares of common stock. On October 23, 2012, the underwriters for our initial public offering partially exercised an over-allotment option to purchase 1,480,982 shares of our common stock at \$4.00 per share, resulting in net proceeds to us of approximately \$5.5 million.

In February 2014, we and Sanofi entered into a second amended and restated collaboration and license agreement to extend our strategic alliance. Under the terms of our extended alliance, Sanofi will have opt-in rights to our miR-21 pre-clinical fibrosis program targeting miR-21 for the treatment of Alport Syndrome, our preclinical program targeting miR-21 for oncology indications, and our preclinical programs targeting miR-221/222 for oncology indications, each of which is to be led by us. If Sanofi chooses to exercise its option on any of these programs, Sanofi will reimburse us for a significant portion of our preclinical and clinical development costs and will also pay us an option exercise fee for any such program, provided that \$1.25 million of the \$2.5 million upfront option fee paid to us by Sanofi in connection with the June 2013 option agreement will be creditable against such option exercise fee. In addition, we will be eligible to receive clinical and regulatory milestone payments under these programs and potentially commercial milestone payments. We also continue to be eligible to receive royalties on *micro*RNA therapeutic products commercialized by Sanofi or will have the right to co-promote these products. For additional information, see Notes 5 and 15 to our financial statements under Item 8 of Part II of this Annual Report.

In connection with our entry into the second amended and restated collaboration and license agreement with Sanofi, we sold and issued 1,303,780 shares of our common stock to Aventis, an entity affiliated with Sanofi, in a private placement at a price per share of \$7.67 for an aggregate purchase price of \$10.0 million.

Financial Operations Overview

Revenues

Our revenues generally consist of upfront payments for licenses or options to obtain licenses in the future, research and development funding and milestone payments under strategic alliance agreements.

In the future, we may generate revenue from a combination of license fees and other upfront payments, research and development payments, milestone payments, product sales and royalties in connection with strategic alliances. We expect that any revenue we generate will fluctuate from quarter-to-quarter as a result of the timing of our achievement of preclinical, clinical, regulatory and commercialization milestones, if at all, the timing and amount of payments relating to such milestones and the extent to which any of our products are approved and successfully commercialized by us or our strategic alliance partners. If our strategic alliance partners do not elect or otherwise agree to fund our development costs pursuant to our strategic alliance agreements, or we or our strategic alliance partners fail to develop product candidates in a timely manner or obtain regulatory approval for them, our ability to generate future revenues, and our results of operations and financial position would be adversely affected.

Research and development expenses

Research and development expenses consist of costs associated with our research activities, including our drug discovery efforts, the preclinical development of our therapeutic programs, and our *microMarkers*TM division. Our research and development expenses include:

- employee-related expenses, including salaries, benefits, travel and stock-based compensation expense;
- external research and development expenses incurred under arrangements with third parties, such as contract research organizations, or CROs, contract manufacturing organizations, or CMOs, consultants and our scientific advisory board;
- license fees; and
- facilities, depreciation and other allocated expenses, which include direct and allocated expenses for rent and maintenance of facilities, depreciation of leasehold improvements and equipment, and laboratory and other supplies.

We expense research and development costs as incurred. We account for nonrefundable advance payments for goods and services that will be used in future research and development activities as expenses when the service has been performed or when the goods have been received.

To date, we have conducted research on many different *microRNAs* with the goal of understanding how they function and identifying those that might be targets for therapeutic modulation. At any given time we are working on multiple targets, primarily within our five therapeutic areas of focus. Our organization is structured to allow the rapid deployment and shifting of resources to focus on the best targets based on our ongoing research. As a result, in the early phase of our development, our research and development costs are not tied to any specific target. However, we are currently spending the vast majority of our research and development resources on our lead development programs.

Since our inception in January 2009, we have grown from 15 research and development personnel to 59 and have spent a total of approximately \$96.8 million in research and development expenses through December 31, 2013.

We expect our research and development expenses to increase for the foreseeable future as we advance our research programs toward the clinic and initiate clinical trials. The process of conducting preclinical studies and clinical trials necessary to obtain regulatory approval is costly and time consuming. We or our strategic alliance partners may never succeed in achieving marketing approval for any of our product candidates. The probability of success for each product candidate may be affected by numerous factors, including preclinical data, clinical data, competition, manufacturing capability and commercial viability. Under our strategic alliance with GSK, we may be responsible for the development of product candidates through clinical proof-of-concept, depending on the time at which GSK may choose to exercise its option to obtain an exclusive license to develop, manufacture and commercialize product candidates on a program-by-program basis. Under our strategic alliance with Sanofi, we

are responsible for the development of product candidates up through proof-of-concept, after which time Sanofi would be responsible for the costs of clinical development and commercialization and all related costs. Under our strategic alliance agreement with AstraZeneca, we are responsible for certain research and development activities with respect to each alliance target under a mutually agreed upon research and development plan until the earlier to occur of IND approval in a major market or the end of the research term under the agreement. We also have several independent programs for which we are responsible for all of the research and development costs, unless and until we partner any of these programs in the future.

Most of our product development programs are at an early stage, and successful development of future product candidates from these programs is highly uncertain and may not result in approved products. Completion dates and completion costs can vary significantly for each future product candidate and are difficult to predict. We anticipate we will make determinations as to which programs to pursue and how much funding to direct to each program on an ongoing basis in response to our ability to maintain or enter into new strategic alliances with respect to each program or potential product candidate, the scientific and clinical success of each future product candidate, as well as ongoing assessments as to each future product candidate's commercial potential. We will need to raise additional capital and may seek additional strategic alliances in the future in order to advance our various programs.

General and administrative expenses

General and administrative expenses consist primarily of salaries and related benefits, including stock-based compensation, related to our executive, finance, legal, business development and support functions. Other general and administrative expenses include allocated facility-related costs not otherwise included in research and development expenses, travel expenses and professional fees for auditing, tax and legal services. We expect that general and administrative expenses will increase in the future as we expand our operating activities and incur additional costs associated with being a publicly-traded company. These increases will likely include legal fees, accounting fees, directors' and officers' liability insurance premiums and fees associated with investor relations.

Other income (expense), net

Other income (expense) consists primarily of interest income and expense, and on occasion income or expense of a non-recurring nature, including changes in debt valuation each reporting period. We earn interest income from interest-bearing accounts and money market funds for cash and cash equivalents and marketable securities, such as interest-bearing bonds, for our short-term investments. Interest expense has historically represented the amounts payable to under the convertible notes payable and interest payable under equipment and tenant improvement financing arrangements.

Critical Accounting Policies and Estimates

The preparation of our financial statements requires us to make estimates and assumptions that affect the reported amounts of assets and liabilities, disclosure of contingent assets and liabilities, and the revenues and expenses incurred during the reported periods. We base our estimates on historical experience and on various other factors that we believe are reasonable under the circumstances, the results of which form the basis for making judgments about the carrying value of assets and liabilities that are not apparent from other sources. Actual results may differ from these estimates under different assumptions or conditions.

While our significant accounting policies are described in the notes to our financial statements appearing elsewhere in this Annual Report, we believe that the following critical accounting policies relating to revenue recognition and stock-based compensation are most important to understanding and evaluating our reported financial results.

Revenue recognition

Our revenues generally consist of upfront payments for licenses or options to obtain licenses in the future, research and development funding and milestone payments under strategic alliance agreements, as well as funding received under government grants. We recognize revenues when all four of the following criteria are met: (1) persuasive evidence that an arrangement exists; (2) delivery of the products and/or services has occurred; (3) the selling price is fixed or determinable; and (4) collectability is reasonably assured.

Multiple element arrangements, such as our strategic alliance agreements with GSK, and Sanofi, are analyzed to determine whether the deliverables within the agreement can be separated or whether they must be accounted for as a single unit of accounting. Deliverables under the agreement will be accounted for as separate units of accounting provided that (i) a delivered item has value to the customer on a stand-alone basis; and (ii) if the agreement includes a general right of return relative to the delivered item, delivery or performance of the undelivered item is considered probable and substantially in the control of the vendor. The allocation of consideration amongst the deliverables under the agreement is derived using a “best estimate of selling price” if vendor specific objective evidence and third-party evidence of fair value is not available. If the delivered element does not have stand-alone value or if the fair value of any of the undelivered elements cannot be determined, the arrangement is then accounted for as a single unit of accounting, and we recognize the consideration received under the arrangement as revenue on a straight-line basis over our estimated period of performance, which for us is often the expected term of the research and development plan.

Milestones

We recognize revenue from milestone payments when earned, provided that (i) the milestone event is substantive in that it can only be achieved based in whole or in part on either our performance or on the occurrence of a specific outcome resulting from our performance and its achievability was not reasonably assured at the inception of the agreement, (ii) we do not have ongoing performance obligations related to the achievement of the milestone and (iii) it would result in the receipt of additional payments. A milestone payment is considered substantive if all of the following conditions are met: (i) the milestone payment is non-refundable; (ii) achievement of the milestone was not reasonably assured at the inception of the arrangement; (iii) substantive effort is involved to achieve the milestone; and (iv) the amount of the milestone payments appears reasonable in relation to the effort expended, the other milestones in the arrangement and the related risk associated with the achievement of the milestone. Any amounts received under the agreements in advance of performance, if deemed substantive, are recorded as deferred revenue and recognized as revenue as we complete our performance obligations. The adoption of this guidance did not materially change our previous method for recognizing milestone payments.

Generally, the milestone events contained in our strategic alliance agreements coincide with the progression of our product candidates from target selection, to clinical candidate selection, to clinical trial, to regulatory approval and then to commercialization. The process of successfully discovering a new development candidate, having it approved and ultimately sold for a profit is highly uncertain. As such, the milestone payments we may earn from our partners involve a significant degree of risk to achieve. Therefore, as a product candidate progresses through the stages of its life-cycle, the value of the product candidate generally increases.

Fair Value Option

Accounting standards for fair value measurements establishes a three-level hierarchy for disclosure of financial instruments measured at fair value. The classification of assets and liabilities within the hierarchy is based on whether the inputs to the measurement valuation methodology are observable or unobservable. Observable inputs reflect market-derived or market-based information obtained from independent sources, while unobservable inputs reflect our estimates about market data. The following three-level fair value hierarchy is based on the transparency of the inputs used to measure the fair value of the financial instruments:

- Level 1 includes financial instruments for which quoted market prices for identical instruments are available in active markets.

- Level 2 includes financial instruments for which there are inputs other than quoted prices included in Level 1 that are observable for the asset or liability, either directly or indirectly.
- Level 3 includes financial instruments for which fair value is derived from valuation techniques in which one or more significant inputs are unobservable in determining fair values of the instruments.

Applicable accounting policies permit entities to choose, at specified election dates, to measure specified items at fair value if the decision about the election is: 1) applied instrument by instrument, 2) irrevocable, and 3) applied to an entire instrument. In July 2012, we amended and restated the 2010 GSK note, which resulted in a debt extinguishment for accounting purposes. Concurrently with the debt extinguishment, we elected the fair value option for the 2010 GSK note. We performed valuations at the extinguishment date and subsequently on a quarterly basis with changes in fair value recorded in non-operating earnings. This instrument has been classified in Level 3 within the fair value hierarchy.

Our valuation technique uses an income approach in the form of a convertible bond valuation model to value the note. The convertible bond model considers the debt and option characteristics of the note. The key inputs to the model are volatility, risk-free rate and credit spread. The absolute stock and strike price are not key inputs because upon an initial public offering, the conversion option was assumed to be set at-the-money. The estimated fair value of the note was based on the probability weighted average of an initial public offering and a non-initial public offering scenario for the initial valuation in July 2012 and subsequent valuation in September 2012. The For valuations subsequent to our initial public offering, the valuation did not consider a probability weighting, as the initial public offering was completed in October 2012. The volatility inputs are based on historical and implied volatility of peer companies. Peer companies are materially consistent with those used previously in our 409A analyses. The risk-free rate inputs are based on the yield of US Treasury Strips as of each date. The credit spread inputs are based on a creditworthiness analysis of the Company and market rates for comparable straight debt instruments.

Our significant accounting policies and estimates are more fully described in Note 1 to the Financial Statements.

Recent Accounting Pronouncements

For a discussion of recently issued accounting pronouncements, refer to the section titled “Recently Issued Accounting Pronouncements” within “The Business, Basis of Presentation and Summary of Significant Accounting Policies” of our Financial Statements.

Results of Operations

Comparison of the years ended December 31, 2013 and 2012

The following table summarizes the results of our operations for the periods indicated (in thousands):

	Years ended December 31,		Change 2013 vs. 2012
	2013	2012	Increase/(Decrease)
Revenue under strategic alliances	\$19,569	\$12,700	\$6,869
Research and development expenses	29,942	20,342	9,600
General and administrative expenses	7,429	4,932	2,497
Loss on extinguishment of debt	—	(1,738)	1,738
Loss from changes in valuation of convertible note payable . .	(1,145)	(2,969)	1,824

Revenue under strategic alliances

Our revenues are generated from ongoing strategic alliance and collaborations, and generally consist of upfront payments for licenses or options to obtain licenses in the future, research and development funding and milestone payments. The following table summarizes our total revenues for the periods indicated (in thousands):

	Years ended December 31,	
	2013	2012
Sanofi	\$15,336	\$10,030
GSK	1,778	1,996
AstraZeneca	1,859	559
Biogen Idec	596	115
Total net revenues from strategic alliances	\$19,569	\$12,700

Revenue under strategic alliances was \$19.6 million for the year ended December 31, 2013 compared to \$12.7 million for the year ended December 31, 2012.

In June 2013, the research term expired under the Sanofi alliance, at which time we entered into an option agreement pursuant to which Sanofi was granted an exclusive right to negotiate the co-development and commercialization of certain of our unencumbered *microRNA* programs, and we were granted the exclusive right to negotiate with Sanofi for co-development and commercialization of certain miR-21 anti-miRs in oncology and Alport Syndrome. In July 2013, we received an upfront payment of \$2.5 million, of which \$1.25 million is creditable against future amounts payable by Sanofi to us under our second amended and restated collaboration and license agreement with Sanofi. The non-creditable portion of this payment, \$1.25 million, is being recognized as revenue over the option period from the effective date of the option agreement in June 2013 through the expiration of the option period. Revenue associated with the creditable portion of this option payment will be deferred until its application to a creditable transaction. In addition, we agreed to continue specified research on the miR-21 programs during the option period. As a result of the expiration of the original research term and subsequent option agreement, we re-evaluated our estimated period of performance and amortized the remaining deferred revenue of \$10.1 million associated with the initial upfront payment of \$25.0 million ratably from June 2013 through the expiration of the option period. As a result of the change in our estimated period of performance in June 2013 and recognition of the non-creditable portion of the option payment, revenue associated with the Sanofi alliance increased to \$15.3 million for the year ended December 31, 2013, compared to \$10.0 million for the year ended December 31, 2012.

In June 2013, the product development and commercialization agreement with GSK was amended to state that RG-101, and other formulations thereof, will be developed by us independently of our alliance with GSK for the treatment of chronic HCV infection. As a result, we accelerated the remaining unamortized deferred revenue of \$1.1 million associated with the upfront payment from the February 2010 amendment that expanded our agreement with GSK to include potential *microRNA* therapeutics for the treatment of HCV, due to the completion of our remaining performance obligations. As such, revenue of \$1.8 million was recognized for the year ended December 31, 2013.

In June 2012, we amended our product development and commercialization agreement with GSK to extend the target selection period for the fourth collaboration target under the agreement. As a result of the extension of the target selection period, we extended our estimated period of performance for the then remaining deferred revenue to approximately eight years, which represented our new estimated performance period under the amended agreement. As such, revenue of \$2.0 was recognized for the year ended December 31, 2012.

In August 2012, we entered into a strategic alliance and concurrent Common Stock Purchase Agreement, or CSPA, with AstraZeneca. The strategic alliance included an upfront payment of \$3.0 million and is being amortized over an estimated performance period of 48 months, which resulted in approximately \$0.8 million and

\$0.3 million for the years ended December 31, 2013 and 2012, respectively. In October 2012, pursuant to the CSPA, we sold AstraZeneca 6,250,000 shares of our common stock at a price per share of \$4.00. Accounting guidance for multiple element arrangements contains a presumption that separate contracts negotiated and/or entered into at or near the same time with the same entity were negotiated as a package and should be evaluated as a single agreement. We valued the discount applied to the shares of common stock due to the one-year restriction. Based upon restricted stock studies of similar duration and a Black-Scholes valuation to measure the lack of marketability discount, \$4.3 million was attributed to the collaboration and license agreement, which is being amortized over the estimated period of performance of the collaboration. As such, revenue of \$1.1 million and \$0.3 million was recognized for the years ended December 31, 2013 and 2012, respectively.

In August 2012, we entered into a collaboration and license agreement with Biogen Idec, which included an upfront payment of \$0.8 million. We are recognizing revenue related to the upfront payment over our estimated period of performance, which is approximately two years. As such, revenue associated with the upfront payment of \$0.3 million and \$0.1 million was recognized for the years ended December 31, 2013 and 2012, respectively. Additionally research milestone payments totaling \$0.3 million were received for the year ended December 31, 2013.

Research and development expenses

Research and development expenses increased to \$29.9 million for the year ended December 31, 2013 compared to \$20.3 million for the year ended December 31, 2012. The increase was primarily driven by IND-enabling activities for RG-101 and other programs of \$5.9 million, and an increase in salaries and related benefits, including stock based compensation, of \$3.3 million. Employees engaged in research and development activities increased to 59 as of December 31, 2013, compared to 52 as of December 31, 2012. We expect our research and development expenses to continue to increase to the extent we commence clinical studies and initiate additional IND-enabling activities.

General and administrative expenses

General and administrative expenses increased to \$7.4 million for the year ended December 31, 2013 compared to \$4.9 million for the year ended December 31, 2012. The increase was primarily driven by an increase in salaries and related benefits, including stock based compensation, of \$0.9 million, in addition to external service costs and other general operating expenses of \$0.9 million associated with the growth of the business and other costs associated with being a public reporting company.

Loss on extinguishment of debt

In July 2012, we amended and restated our \$5.0 million convertible promissory note originally issued in February 2010 to GSK, or the 2010 GSK note, which resulted in a debt extinguishment for accounting purposes. We valued the 2010 GSK note at the extinguishment date and recorded a \$1.7 million loss on extinguishment of debt (the difference between the original \$5.0 million carrying value and the fair value) in the statements of operations and comprehensive loss for the year ended December 31, 2012.

Loss from change in value of convertible note payable

The amended and restated 2010 GSK Note provided for a rollover into a new promissory note, effective as of the closing date of a qualifying initial public offering (the "Post-IPO GSK Note"). The Post-IPO GSK Note would be equivalent to the aggregate amount of principal and accrued but unpaid interest as of the initial public offering date. In October 2012, upon our initial public offering, the 2010 GSK Note was simultaneously cancelled and obligations thereto were terminated. Subsequent to the debt extinguishment previously described, changes in the fair value of the 2010 GSK Note (through October 2012) and the Post-IPO GSK Note (subsequent

to the initial public offering) have been recorded on a periodic basis with changes in fair value recorded in non-operating earnings. We recorded a loss from changes in value of convertible notes payable of \$1.1 million and \$3.0 million in the statements of operations and comprehensive loss for the years ended December 31, 2013 and 2012, respectively. Changes in value were primarily driven by fluctuations in our stock price.

Comparison of the years ended December 31, 2012 and 2011

The following table summarizes the results of our operations for the periods indicated (in thousands):

	Years ended December 31,		Change 2012 vs. 2011
	2012	2011	Increase/(Decrease)
Revenue under strategic alliances and grants	\$12,700	\$13,789	\$(1,089)
Research and development expenses	20,342	17,289	3,053
General and administrative expenses	4,932	3,637	1,295
Loss on extinguishment of debt	(1,738)	—	(1,738)
Loss from changes in valuation of convertible note payable . . .	(2,969)	—	(2,969)

Revenue under strategic alliances and grants

The following table summarizes our total revenues for the periods indicated (in thousands):

	Years ended December 31,	
	2012	2011
Sanofi	\$10,030	\$10,033
GSK	1,996	3,734
AstraZeneca	559	—
Biogen Idec	115	—
Other grants	—	22
Total net revenues	\$12,700	\$13,789

We recognized revenue of \$12.7 million for the year ended December 31, 2012 compared to \$13.8 million for the year ended December 31, 2011. Our revenue during these periods consisted primarily of amortization of upfront payments received from the Sanofi and GSK strategic alliances, which we amortize monthly on a straight-line basis over our estimated period of performance. Revenue recognized from the amortization of payments from the Sanofi strategic alliance was \$10.0 million for each of the years ended December 31, 2012 and 2011. Revenue recognized from the amortization of payments from the GSK strategic alliance decreased to \$2.0 million for the year ended December 31, 2012 from \$3.7 million for the year ended December 31, 2011. This reduction was due to the June 2012 amendment of the collaboration agreement which extended our estimated period of performance and the resulting amortization period, applied on a prospective basis. In addition, we entered into a strategic alliance with AstraZeneca, which included an upfront payment of \$3.0 million which is being amortized over an estimated performance period of 48 months. This resulted in approximately \$0.3 million in revenue for the year ended December 31, 2012. Revenue associated with the CSPA (as discussed above) was approximately \$0.3 million for the year ended December 31, 2012.

Research and development expenses

Research and development expenses increased to \$20.3 million for the year ended December 31, 2012 compared to \$17.3 million for the year ended December 31, 2011. This change was primarily driven by an increase in salaries and related benefits of \$1.1 million in response to the incremental research and development personnel required to support the growth in activity within the strategic alliances and collaborations. In conjunction with the increased personnel costs, laboratory supplies and external services costs increased by \$1.2 million and \$1.6 million, respectively over 2011. These increases were offset by a decrease of approximately \$0.8 million in pre-clinical study costs from 2011.

General and administrative expenses

General and administrative expenses increased to \$4.9 million for the year ended December 31, 2012 compared to \$3.6 million for the year ended December 31, 2011. This change was primarily driven by an increase in salaries and related benefits of \$0.9 million, in addition to increases in legal and external service costs of \$0.3 million and \$0.2 million, respectively, attributable to costs associated with the growth of the business and preparations associated with our initial public offering in October 2012.

Loss on extinguishment of debt

We recorded a loss on extinguishment of debt of \$1.7 million (as noted above) in conjunction with the 2010 GSK note, in the statement of operations and comprehensive loss for the year ended December 31, 2012.

Loss from change in value of convertible note payable

We recorded a loss from change in value of convertible notes payable of \$3.0 million (as noted above) in the statements of operations and comprehensive loss for the year ended December 31, 2012. The loss from change in value was primarily driven by an increase in our stock price from the period of the extinguishment of debt through December 31, 2012.

Liquidity and Capital Resources

Since our inception through December 31, 2013, we have received \$66.3 million principally from upfront payments, research funding and preclinical milestones from our strategic alliances, collaborations, government grants and loans, and \$170.7 million from the sale of our equity and convertible debt securities, including \$70.0 million in net proceeds from our initial public offering and concurrent private placement of our common stock in October 2012 and \$45.8 million in net proceeds from our public offering in July 2013.

As of December 31, 2013, we had approximately \$114.0 million in cash and cash equivalents and short-term investments. The following table shows a summary of our cash flows for the years ended December 31, 2013, 2012 and 2011:

	Year ended December 31,		
	2013	2012	2011
<i>Net cash provided by (used in):</i>			
Operating activities	\$(28,330)	\$ (8,721)	\$(15,063)
Investing activities	(40,889)	(30,384)	3,324
Financing activities	46,474	70,482	(354)

Operating activities

Net cash used in operating activities have increased to \$28.3 million for the year ended December 31, 2013, compared to \$8.7 million and \$15.1 million for the years ended December 31, 2012 and 2011, respectively. Increases in cash used in operating activities has been attributable in part to an increase in net loss to \$18.7 million in 2013, compared to \$17.4 million and \$7.6 million in 2012 and 2011, respectively. Adjustments for non-cash charges, including stock-based compensation, loss on extinguishment of debt and subsequent changes in value of the 2010 GSK Note have also increased to \$7.4 million, compared to \$7.7 million and \$2.3 million in 2012 and 2011, respectively. Changes in working capital, including deferred revenue, resulted in net cash used in operating activities of \$17.0 million and \$9.7 million in 2013 and 2011, respectively, compared to net cash provided by operating activities of \$1.0 million in 2012. These changes primarily relate to the timing of upfront payments and milestones, compared to the period of revenue recognition.

Investing activities

Net cash used in or provided by investing activities for the periods presented primarily related to the purchase, sale or maturity of investments used to fund the day-to-day needs of our business. Increases in cash used in investment activities in 2013 and 2012 were primarily the result of net investments in short-term securities of \$40.1 million and \$29.0 million, offset by investments in property, equipment and intangible assets of \$0.8 million and \$1.4 million, respectively. These investments were funded by proceeds from our July 2013 financing and October 2012 initial public offering, respectively. In 2011, investing activities included net cash provided from investment activities of \$3.3 million, primarily as a result of the net maturities of short-term investments of \$3.9 million, offset by investments in property, equipment and intangible assets of \$0.6 million.

Financing activities

Net cash provided by financing activities was approximately \$46.5 and \$70.5 million for the years ended December 31, 2013 and 2012, respectively. Net cash used in financing activities was \$0.4 million for the year ended December 31, 2011. In 2013, financing activities included a public offering that resulted in net proceeds of approximately \$45.8 million. In 2012, financing activities included our initial public offering and concurrent private placement of common stock, which resulted in net proceeds of approximately \$65.8, in addition to proceeds of \$5.0 million from the issuance of a promissory note to Biogen Idec in conjunction with our license and collaboration agreement in August 2012.

Future Capital Requirements

As of December 31, 2013, we had approximately \$114.0 million in cash and cash equivalents and short-term investments. We expect our research and development expenses to substantially increase in connection with our ongoing activities, particularly as we advance our product candidates in or towards clinical programs.

Our future capital requirements are difficult to forecast and will depend on many factors, including:

- the achievement of milestones under our strategic alliance agreements with GSK, Sanofi and AstraZeneca;
- the terms and timing of any other strategic alliance, licensing and other arrangements that we may establish;
- the initiation, progress, timing and completion of preclinical studies and clinical trials for our potential product candidates;
- the number and characteristics of product candidates that we pursue;
- the progress, costs and results of our clinical trials;
- the outcome, timing and cost of regulatory approvals;
- delays that may be caused by changing regulatory requirements;
- the cost and timing of hiring new employees to support our continued growth;
- the costs involved in filing and prosecuting patent applications and enforcing and defending patent claims;
- the costs and timing of procuring clinical and commercial supplies of our product candidates;
- the costs and timing of establishing sales, marketing and distribution capabilities; and
- the extent to which we acquire or invest in businesses, products or technologies.

Contractual Obligations and Commitments

The following is a summary of our long-term contractual obligations as of December 31, 2013 (in thousands):

	Payments due by period				
	Total	2014 <1 year	2015-2016 2-3 Years	2017 4-5 Years	>5 Years
Operating lease obligation relating to facility ⁽¹⁾	\$4,039	\$1,066	\$2,349	\$624	—
Principal under convertible notes payable, excluding accrued interest ⁽²⁾	5,427	—	5,427	—	—
Total	<u>\$9,466</u>	<u>\$1,066</u>	<u>\$7,776</u>	<u>\$624</u>	<u>—</u>

- (1) We lease approximately 29,000 square feet for office and laboratory space in La Jolla, California under an operating lease that expires in June 2017. Obligations under all lease agreements are included in the above table.
- (2) In October 2012, in conjunction with our initial public offering we issued GSK a convertible promissory note, or the Post-IPO GSK Note, in the principal amount of \$5.4 million. The Post-IPO GSK Note has a maturity date of October 9, 2015. At GSK's option, the Post-IPO GSK Note may be converted into shares of our common stocks at any time prior to the maturity date with a conversion equal to the quotient of all outstanding principal and interest divided by the initial public offering price of \$4.00 per share, regardless of the then fair market value of our common stock.

License Agreements

Prior to 2011, our access to the Tuschl 3 patents was derived from agreements between Max-Planck-Innovation GmbH, or Max-Planck, and our founding companies, Alnylam and Isis, for exclusive use in *microRNA* therapeutics. In April 2011, we entered into a direct, co-exclusive license with Max-Planck. The license provides to us, Alnylam and Isis, co-exclusively, access to the Tuschl 3 patents for therapeutic use. We will be required to make payments based upon the initiation of clinical trials and/or product approval milestones totaling up to \$1.6 million for each licensed product reaching such clinical stage. In addition to milestone payments, we will be required to pay royalties of a percentage of cumulative annual net sales of a licensed product commercialized by us or one of our strategic alliance partners. The percentage is in the low single digits, with the exact percentage depending upon whether the licensed product incorporates intellectual property covered by a Tuschl 3 patent that is still subject to a pending application or, alternatively an issued patent, and also upon the volume of annual sales. Reduction in the royalties paid to Max-Planck is made for any third party payments also required to be made with a minimum floor in the low single digits.

In June 2009, we entered into a co-exclusive license for use of the Tuschl 3 patents for diagnostic purposes with Max-Planck. Under the terms of the license, we made an aggregate initial payment to Max-Planck of €175,000 in three installments together with interest, with €75,000 paid in June 2009 and €50,000 plus interest paid in each of June 2010 and December 2010. In addition, we made annual maintenance payments of €10,000 in 2011, €20,000 in 2012 and €30,000 in 2013 and will make annual maintenance payments thereafter during the term of the agreement. In addition to maintenance payments, we will be required to pay royalties of a percentage of net sales of licensed products. The percentage is in the mid-single digits in the event we market the product and low double digits in the event we sell the product through a distributor. The royalties payable to Max-Planck are reduced by the royalties payable to third parties but only if aggregate royalties payable to Max-Planck and third parties exceed a percentage in the mid-10 to 20% range.

In May 2010, we exclusively licensed patent rights from Julius-Maximilians-Universität Würzburg and Bayerische Patent Allianz GmbH, which we collectively refer to herein as the University of Würzburg, which rights encompass the use of anti-miR therapeutics targeting miR-21 for the treatment of fibrosis, including

kidney, liver, lung and cardiac fibrosis. As a license issuance fee, we paid the University of Würzburg €300,000. In addition, upon commercialization of a product, we will pay to the University of Würzburg a percentage of net sales as a royalty. This royalty is in the low single digits and is reduced upon expiration of all patent claims covering the product. We also paid the University of Würzburg a partnership bonus of €200,000 upon entering into our strategic alliance agreement with Sanofi. Under the agreement, beginning January 1, 2020 and ending on the date we receive NDA approval for a licensed product, we will accrue a minimum royalty obligation of €150,000 per year, which will become payable upon approval of an NDA for a licensed product. After approval of an NDA for a licensed product, we will pay the University of Würzburg an annual minimum royalty, which increases in the five years following approval up to a maximum of €3.0 million per year. The minimum royalties are creditable against actual royalties due and payable for the same calendar year.

In August 2005, Alnylam and Isis entered into a co-exclusive license agreement with Stanford University, or Stanford, relating to its patent applications claiming the use of miR-122 to reduce the replication of HCV. Upon our formation, we received access to the Stanford technology as an affiliate of Alnylam and Isis. In July 2009, Isis assigned its rights and obligations under the license agreement to us. We are permitted to sublicense our rights under the agreement in connection with a bona fide partnership seeking to research and/or develop products under a jointly prepared research plan and which also includes a license to our intellectual property or in association with providing services to a sublicensee. In the event we receive an upfront payment in connection with a sublicense, we are obligated to pay to Stanford a one-time payment, the amount of which will vary depending upon the size of upfront payment we receive. We must also make an annual license maintenance payment during the term of the agreement. The maintenance payments are creditable against royalty payments made in the same year. We will be required to pay milestones for an exclusively licensed product which will be payable upon achievement of specified regulatory and clinical milestones in an aggregate amount of up to \$400,000. Milestones for a non-exclusively licensed product will be payable upon achievement of the same milestones in an aggregate amount of up to \$200,000. Upon commercialization of a product, we will be required to pay to Stanford a percentage of net sales as a royalty. This percentage is in the low single digits. The payment will be reduced by other payments we are required to make to third parties until a minimum royalty has been reached.

In March 2011, we entered into an exclusive license with NYU related to our miR-33 program. Under the terms of the agreement, we paid to NYU an upfront payment of \$25,000. An equal additional payment will be required upon issuance of a patent containing a claim of treating or preventing disease. We will be required to make payments to NYU upon achievement of specified clinical and regulatory milestones of up to an aggregate of \$925,000. These milestone payments will only be made after issuance of a therapeutic claim under the NYU patent applications. We are also required to pay royalties of a percentage of net sales for any product sold by us or a strategic alliance partner. The royalty rate is in the low single digits and is reduced down to a minimum floor in the event we are required to pay royalties to a third party. In the event we sublicense the NYU patents, NYU is also entitled to receive a percentage of the sublicense income received by us. The percentage payable depends upon the development stage of the program when the sublicense is completed with the highest percentage paid with submission of the first IND. The percentage thereafter declines until completion of the first Phase 2 clinical trial.

We enter into contracts in the normal course of business with contract research organizations for preclinical research studies, research supplies and other services and products for operating purposes. These contracts generally provide for termination on notice, and therefore are cancelable contracts and not included in the table of contractual obligations and commitments.

Off-Balance Sheet Arrangements

We do not have any off-balance sheet arrangements (as defined by applicable SEC regulations) that are reasonably likely to have a current or future material effect on our financial condition, results of operations, liquidity, capital expenditures or capital resources.

JOBS Act

In April 2012, the JOBS Act was enacted. Section 107 of the JOBS Act provides that an emerging growth company can take advantage of the extended transition period provided in Section 7(a)(2)(B) of the Securities Act for complying with new or revised accounting standards. Thus, an emerging growth company can delay the adoption of certain accounting standards until those standards would otherwise apply to private companies. We have irrevocably elected not to avail ourselves of this extended transition period and, as a result, we will adopt new or revised accounting standards on the relevant dates on which adoption of such standards is required for other companies.

Item 7A. Quantitative and Qualitative Disclosures About Market Risk

Some of the securities that we invest in have market risk in that a change in prevailing interest rates may cause the principal amount of the marketable securities to fluctuate. Financial instruments that potentially subject us to significant concentrations of credit risk consist primarily of cash, cash equivalents and short-term investments. We invest our excess cash primarily in commercial paper and debt instruments of financial institutions, corporations, U.S. government-sponsored agencies and the U.S. Treasury. The primary objectives of our investment activities are to ensure liquidity and to preserve principal while at the same time maximizing the income we receive from our marketable securities without significantly increasing risk. Additionally, we established guidelines regarding approved investments and maturities of investments, which are designed to maintain safety and liquidity.

Because of the short-term maturities of our cash equivalents and marketable securities, we do not believe that an increase in market rates would have any significant impact on the realized value of our marketable securities. If a 10% change in interest rates were to have occurred on December 31, 2013, this change would not have had a material effect on the fair value of our investment portfolio as of that date.

Item 8. Financial Statements and Supplementary Data

Report of Independent Registered Public Accounting Firm

The Board of Directors and Stockholders of Regulus Therapeutics Inc.

We have audited the accompanying balance sheets of Regulus Therapeutics Inc. as of December 31, 2013 and 2012, and the related statements of operations and comprehensive loss, convertible preferred stock and stockholders' equity (deficit), and cash flows for each of the three years in the period ended December 31, 2013. These financial statements are the responsibility of the Company's management. Our responsibility is to express an opinion on these financial statements based on our audits.

We conducted our audits in accordance with the standards of the Public Company Accounting Oversight Board (United States). Those standards require that we plan and perform the audit to obtain reasonable assurance about whether the financial statements are free of material misstatement. We were not engaged to perform an audit of the Company's internal control over financial reporting. Our audits included consideration of internal control over financial reporting as a basis for designing audit procedures that are appropriate in the circumstances, but not for the purpose of expressing an opinion on the effectiveness of the Company's internal control over financial reporting. Accordingly, we express no such opinion. An audit also includes examining, on a test basis, evidence supporting the amounts and disclosures in the financial statements, assessing the accounting principles used and significant estimates made by management, and evaluating the overall financial statement presentation. We believe that our audits provide a reasonable basis for our opinion.

In our opinion, the financial statements referred to above present fairly, in all material respects, the financial position of Regulus Therapeutics Inc. at December 31, 2013 and 2012, and the results of its operations and its cash flows for each of the three years in the period ended December 31, 2013, in conformity with U.S. generally accepted accounting principles.

/s/ Ernst & Young LLP

San Diego, California
February 27, 2014

Regulus Therapeutics Inc.

BALANCE SHEETS

(in thousands, except share and per share data)

	December 31,	
	2013	2012
Assets		
Current assets:		
Cash and cash equivalents	\$ 17,807	\$ 40,552
Short-term investments	96,198	57,548
Contracts and other receivables	79	—
Prepaid and other current assets	3,098	829
Total current assets	117,182	98,929
Property and equipment, net	3,768	3,310
Intangible assets, net	1,128	1,154
Other assets	987	125
Total assets	\$123,065	\$103,518
Liabilities and stockholders' equity		
Current liabilities:		
Accounts payable	\$ 1,172	\$ 311
Accrued liabilities	3,013	658
Accrued compensation	1,297	1,348
Current portion of deferred revenue	4,888	10,451
Total current liabilities	10,370	12,768
Convertible notes payable, at fair value	11,279	10,134
Deferred revenue, less current portion	6,500	17,756
Other long-term liabilities	1,459	767
Total liabilities	29,608	41,425
Stockholders' equity:		
Common stock, \$0.001 par value; 200,000,000 shares authorized at December 31, 2013 and 2012, 41,787,326 and 35,831,808 shares issued and outstanding at December 31, 2013 and 2012, respectively	42	36
Additional paid-in capital	172,518	122,528
Accumulated other comprehensive loss	(16)	(52)
Accumulated deficit	(79,087)	(60,419)
Total stockholders' equity	93,457	62,093
Total liabilities and stockholders' equity	\$123,065	\$103,518

See accompanying notes to these financial statements.

Regulus Therapeutics Inc.
STATEMENTS OF OPERATIONS AND COMPREHENSIVE LOSS
(in thousands, except share and per share data)

	<u>2013</u>	<u>2012</u>	<u>2011</u>
Revenues:			
Revenue under strategic alliances and collaborations	\$ 19,569	\$ 12,700	\$13,767
Grant revenue	—	—	22
Total revenues	<u>19,569</u>	<u>12,700</u>	<u>13,789</u>
Operating expenses:			
Research and development	29,942	20,342	17,289
General and administrative	<u>7,429</u>	<u>4,932</u>	<u>3,637</u>
Total operating expenses	<u>37,371</u>	<u>25,274</u>	<u>20,926</u>
Loss from operations	(17,802)	(12,574)	(7,137)
Other income (expense):			
Interest and other income	292	110	129
Interest expense	(36)	(247)	(388)
Loss on extinguishment of debt	—	(1,738)	—
Loss from change in value of convertible note payable	<u>(1,145)</u>	<u>(2,969)</u>	<u>—</u>
Loss before income taxes	(18,691)	(17,418)	(7,396)
Income tax (benefit) expense	<u>(23)</u>	<u>(10)</u>	<u>206</u>
Net loss	<u>\$ (18,668)</u>	<u>\$ (17,408)</u>	<u>\$ (7,602)</u>
Other comprehensive loss:			
Unrealized gain (loss) on short-term investments, net	36	15	(80)
Comprehensive loss	<u>\$ (18,632)</u>	<u>\$ (17,393)</u>	<u>\$ (7,682)</u>
Net loss per share, basic and diluted	<u>\$ (0.49)</u>	<u>\$ (2.12)</u>	<u>\$ (85.82)</u>
Shares used to compute basic and diluted net loss per share	<u>38,479,447</u>	<u>8,212,538</u>	<u>88,582</u>

See accompanying notes to these financial statements.

Regulus Therapeutics Inc.

STATEMENTS OF CONVERTIBLE PREFERRED STOCK AND STOCKHOLDERS' EQUITY (DEFICIT)

(in thousands, except share data)

	Series A convertible preferred stock		Series B convertible preferred stock		Common stock		Additional paid-in capital	Accumulated other comprehensive income (loss)	Accumulated deficit	Total stockholders' equity (deficit)
	Shares	Amount	Shares	Amount	Shares	Amount				
Balance at December 31, 2010	24,900,000	\$ 32,691	2,499,999	\$ 10,000	—	\$—	\$ 701	\$ 13	\$(35,409)	\$(34,695)
Issuance of common stock upon exercise of options	—	—	—	—	153,184	—	58	—	—	58
Stock-based compensation expense	—	—	—	—	—	—	825	—	—	825
Unrealized loss on short-term investments	—	—	—	—	—	—	—	(80)	—	(80)
Net loss	—	—	—	—	—	—	—	—	(7,602)	(7,602)
Balance at December 31, 2011	24,900,000	32,691	2,499,999	10,000	153,184	—	1,584	(67)	(43,011)	(41,494)
Issuance of common stock upon exercise of options	—	—	—	—	294,374	—	138	—	—	138
Stock-based compensation expense	—	—	—	—	—	—	1,550	—	—	1,550
Impact of initial public offering on stockholders' equity (deficit):										
Effect of 2-for-1 split on shares of preferred stock	(12,450,000)	—	(1,250,000)	—	—	—	—	—	—	—
Conversion of shares of preferred stock to common stock	(12,450,000)	(32,691)	(1,249,999)	(10,000)	13,699,999	14	42,677	—	—	42,691
Initial public offering of common stock, net of \$5,886 of offering costs	—	—	—	—	12,730,982	13	45,025	—	—	45,038
Issuance of common stock in private placement concurrently with initial public offering, net	—	—	—	—	6,250,000	6	20,744	—	—	20,750
Conversion of notes payable to common stock	—	—	—	—	2,703,269	3	10,810	—	—	10,813
Unrealized loss on short-term investments, net of tax	—	—	—	—	—	—	—	15	—	15
Net loss	—	—	—	—	—	—	—	—	(17,408)	(17,408)
Balance at December 31, 2012	—	—	—	—	35,831,808	36	122,528	(52)	(60,419)	62,093
Issuance of common stock upon exercise of options	—	—	—	—	732,483	1	593	—	—	594
Stock-based compensation expense	—	—	—	—	—	—	3,422	—	—	3,422
Issuance of common stock under Employee Stock Purchase Plan	—	—	—	—	48,035	—	201	—	—	201
Issuance of common stock, net of \$434 of offering costs	—	—	—	—	5,175,000	5	45,774	—	—	45,779
Unrealized loss on short-term investments	—	—	—	—	—	—	—	36	—	36
Net loss	—	—	—	—	—	—	—	—	(18,668)	(18,668)
Balance at December 31, 2013	—	\$ —	—	\$ —	41,787,326	\$ 42	\$172,518	\$ (16)	\$(79,087)	\$ 93,457

See accompanying notes to these financial statements.

Regulus Therapeutics Inc.
STATEMENTS OF CASH FLOWS
(in thousands)

	Year ended December 31,		
	2013	2012	2011
Operating activities			
Net loss	\$(18,668)	\$(17,408)	\$ (7,602)
Adjustments to reconcile net loss to net cash used in operating activities:			
Depreciation and amortization expense	1,360	1,017	911
Loss from change in value of convertible note payable	1,145	2,969	—
Loss on extinguishment of debt	—	1,738	—
Amortization of premium on investments, net	1,464	422	551
Gain on investments	(25)	(28)	(1)
Stock-based compensation	3,422	1,550	825
Loss on disposal of long-term assets	—	36	—
Change in operating assets and liabilities:			
Contracts and other receivables	(79)	—	—
Prepaid and other assets	(2,283)	(308)	(136)
Accounts payable	860	(189)	(1,345)
Accrued compensation	(51)	677	(528)
Accrued liabilities	1,355	(20)	29
Deferred revenue	(16,819)	486	(8,219)
Deferred rent and other liabilities	(11)	337	452
Net cash used in operating activities	<u>(28,330)</u>	<u>(8,721)</u>	<u>(15,063)</u>
Investing activities			
Purchases of short-term investments	(72,005)	(62,041)	(50,663)
Maturities and sales of short-term investments	31,951	33,083	54,585
Purchases of property and equipment	(800)	(1,151)	(467)
Acquisition of intangibles	(35)	(275)	(131)
Net cash (used in) provided by investing activities	<u>(40,889)</u>	<u>(30,384)</u>	<u>3,324</u>
Financing activities			
Proceeds from issuance of convertible notes payable and other long-term obligations	—	5,000	—
Proceeds from issuance of common stock, net	45,980	65,788	—
Principal payments on other long-term obligations	(100)	(445)	(412)
Proceeds from exercise of common stock options	594	139	58
Net cash provided by (used in) financing activities	<u>46,474</u>	<u>70,482</u>	<u>(354)</u>
Net (decrease) increase in cash and cash equivalents	(22,745)	31,377	(12,093)
Cash and cash equivalents at beginning of period	40,552	9,175	21,268
Cash and cash equivalents at end of period	<u>\$ 17,807</u>	<u>\$ 40,552</u>	<u>\$ 9,175</u>
Supplemental disclosure of cash flow information			
Interest paid	\$ 37	\$ 8	\$ 65
Income taxes paid	\$ 1	\$ 208	\$ —
Supplemental disclosures of non-cash investing and financing activities			
Conversion of notes payable to common stock	\$ —	\$ 10,813	\$ —
Allowance for tenant improvements	\$ 653	\$ —	\$ 586
Amounts accrued for patent expenditures	\$ 11	\$ —	\$ 21

See accompanying notes to these financial statements.

Regulus Therapeutics Inc.
Notes to Financial Statements

1. The Business, Basis of Presentation and Summary of Significant Accounting Policies

Regulus Therapeutics Inc. was originally formed as a Delaware limited liability company under the name Regulus Therapeutics LLC on September 6, 2007, when Alnylam Pharmaceuticals, Inc. (“Alnylam”) and Isis Pharmaceuticals, Inc. (“Isis”) contributed significant intellectual property, know-how and financial and human capital to pursue the development of drugs targeting *microRNAs* pursuant to a license and collaboration agreement. Regulus Therapeutics Inc. was converted to a Delaware corporation on January 2, 2009. As used in this report, unless the context suggests otherwise, “the Company,” “our,” “us” and “we” means Regulus Therapeutics Inc.

We are a biopharmaceutical company focused on discovering and developing first-in-class drugs that target *microRNAs* to treat a broad range of diseases. We believe we have assembled the leading position in the *microRNA* field, including expertise in *microRNA* biology and oligonucleotide chemistry, a broad intellectual property estate, key opinion leaders and disciplined drug discovery and development processes. We refer to these assets as our *microRNA* product platform. We are using our *microRNA* product platform to develop chemically modified, single-stranded oligonucleotides that we call anti-miRs. We use these anti-miRs to modulate *microRNAs* and by doing so return diseased cells to their healthy state. We are pursuing several *microRNA* targets and are focusing our proprietary efforts in oncology and orphan diseases. We believe *microRNAs* may be transformative in the field of drug discovery and that anti-miRs may become a new and major class of drugs with broad therapeutic application much like small molecules, biologics and monoclonal antibodies.

Use of Estimates

Our financial statements are prepared in accordance with U.S. generally accepted accounting principles. The preparation of our financial statements requires us to make estimates and assumptions that affect the reported amounts of assets, liabilities, revenues and expenses and the disclosure of contingent assets and liabilities in our financial statements and accompanying notes. Although these estimates are based on our knowledge of current events and actions we may undertake in the future, actual results may ultimately differ from these estimates and assumptions.

Revenue Recognition

Our revenues generally consist of upfront payments for licenses or options to obtain licenses in the future, research and development funding and milestone payments under strategic alliance agreements, as well as funding received under government grants. We recognize revenues when all four of the following criteria are met: (1) persuasive evidence that an arrangement exists; (2) delivery of the products and/or services has occurred; (3) the selling price is fixed or determinable; and (4) collectability is reasonably assured.

Multiple element arrangements, such as our strategic alliance agreements with Sanofi, AstraZeneca AB (“AstraZeneca”) and GlaxoSmithKline plc (“GSK”), are analyzed to determine whether the deliverables within the agreement can be separated or whether they must be accounted for as a single unit of accounting. Deliverables under the agreement will be accounted for as separate units of accounting provided that (i) a delivered item has value to the customer on a stand-alone basis; and (ii) if the agreement includes a general right of return relative to the delivered item, delivery or performance of the undelivered item is considered probable and substantially in the control of the vendor. The allocation of consideration amongst the deliverables under the agreement is derived using a “best estimate of selling price” if vendor specific objective evidence and third-party evidence of fair value is not available. If the delivered element does not have stand-alone value, the arrangement is then accounted for as a single unit of accounting, and we recognize the consideration received under the arrangement as revenue on a straight-line basis over our estimated period of performance, which for us is often the expected term of the research and development plan.

Regulus Therapeutics Inc.
Notes to Financial Statements

Milestones

We recognize revenue from milestone payments when earned, provided that (i) the milestone event is substantive in that it can only be achieved based in whole or in part on either our performance or on the occurrence of a specific outcome resulting from our performance and its achievability was not reasonably assured at the inception of the agreement, (ii) we do not have ongoing performance obligations related to the achievement of the milestone and (iii) it would result in the receipt of additional payments. A milestone payment is considered substantive if all of the following conditions are met: (i) the milestone payment is non-refundable; (ii) achievement of the milestone was not reasonably assured at the inception of the arrangement; (iii) substantive effort is involved to achieve the milestone; and (iv) the amount of the milestone payments appears reasonable in relation to the effort expended, the other milestones in the arrangement and the related risk associated with the achievement of the milestone. Any amounts received under the agreements in advance of performance, if deemed substantive, are recorded as deferred revenue and recognized as revenue as we complete our performance obligations.

Generally, the milestone events contained in our strategic alliance agreements coincide with the progression of our product candidates from target selection, to clinical candidate selection, to clinical trial, to regulatory approval and then to commercialization. The process of successfully discovering a new development candidate, having it approved and ultimately sold for a profit is highly uncertain. As such, the milestone payments we may earn from our partners involve a significant degree of risk to achieve. Therefore, as a product candidate progresses through the stages of its life-cycle, the value of the product candidate generally increases.

Grant Revenue

We recognize revenue from government and private agency grants as the related research expenses are incurred and to the extent that funding is approved. Any amounts received in advance of performance are recorded as deferred revenue until earned.

Deferred Revenue

Amounts received prior to satisfying the above revenue recognition criteria are recorded as deferred revenue in the accompanying balance sheets. Amounts not expected to be recognized within the next 12 months are classified as non-current deferred revenue.

Stock-Based Compensation

We account for stock-based compensation expense related to stock options granted to employees and members of our board of directors by estimating the fair value of each stock option on the date of grant using the black-scholes model. We recognize stock-based compensation expense using the accelerated multiple-option approach. Under the accelerated multiple-option approach (also known as the graded-vesting method), we recognize compensation expense over the requisite service period for each separately vesting tranche of the award as though the award was in substance multiple awards, resulting in accelerated expense recognition over the vesting period.

We account for stock options granted to non-employees, which primarily consist of members of our scientific advisory board, using the fair value approach. Stock options granted to non-employees are subject to periodic revaluation over their vesting terms.

Regulus Therapeutics Inc.
Notes to Financial Statements

Research and Development

Research and development costs are expensed as incurred and include compensation and related benefits, non-cash stock-based compensation, license fees, laboratory supplies and associated overhead and facilities costs. In certain circumstances, we make non-refundable advance payments to purchase goods and services for future use in research and development activities pursuant to contractual arrangements. In those instances, we capitalize these amounts and record expense in the period that we receive the goods or when services are performed.

Income Taxes

The accounting guidance for accounting for uncertainty in income taxes prescribes a recognition threshold and measurement attribute criteria for the financial statement recognition and measurement of tax positions taken or expected to be taken in a tax return. For those benefits to be recognized, a tax position must be more likely than not to be sustained upon examination by taxing authorities.

We use the liability method of accounting for income taxes. Under this method, deferred tax assets and liabilities are determined based on the difference between the financial reporting and the tax reporting basis of assets and liabilities and are measured using the enacted tax rates and laws that are expected to be in effect when the differences are expected to reverse. We provide a valuation allowance against net deferred tax assets unless, based upon the available evidence, it is more likely than not that the deferred tax assets will be realized.

Fair Value Option

Applicable accounting policies permit entities to choose, at specified election dates, to measure specified items at fair value if the decision about the election is: 1) applied instrument by instrument, 2) irrevocable, and 3) applied to an entire instrument.

In July 2012, we amended and restated our \$5.0 million convertible promissory note originally issued in February 2010 to GSK (“2010 GSK note”), which was accounted for as a debt extinguishment of the original note. We elected to measure the amended note under the fair value option. The difference between the carrying value of the original note and the fair value of the amended note was recorded as a loss on extinguishment of debt to non-operating earnings. Thereafter, any change to the fair value of the amended note is recorded as gain (loss) from valuation of convertible note payable to non-operating earnings.

Cash and Cash Equivalents

We classify time deposits and other investments that are highly liquid and have maturities of 90 days or less at the date of purchase as cash equivalents. The carrying amounts approximate fair value due to the short maturities of these instruments.

Short-Term Investments

We carry short-term investments classified as available-for-sale at fair value as determined by prices for identical or similar securities at the balance sheet date. Our short-term investments consist of both Level 1 and Level 2 financial instruments in the fair value hierarchy. We record unrealized gains and losses as a component of other comprehensive loss within the statements of operations and comprehensive loss and as a separate component of stockholders’ equity (deficit). We determine the realized gains or losses of available-for-sale securities using the specific identification method and include net realized gains and losses in interest income.

Regulus Therapeutics Inc.
Notes to Financial Statements

At each balance sheet date, we assess available-for-sale securities in an unrealized loss position to determine whether the unrealized loss is other-than-temporary. We consider factors including: the significance of the decline in value compared to the cost basis, underlying factors contributing to a decline in the prices of securities in a single asset class, the length of time the market value of the security has been less than its cost basis, the security's relative performance versus its peers, sector or asset class, expected market volatility and the market and economy in general. When we determine that a decline in the fair value below its cost basis is other-than-temporary, we recognize an impairment loss in the year in which the other-than-temporary decline occurred. We determined that there were no other-than-temporary declines in the value of short-term investments as of December 31, 2013 and 2012.

Concentrations of Credit Risk

Financial instruments that potentially subject us to significant concentrations of credit risk consist primarily of cash, cash equivalents and short-term investments. We maintain deposits in federally insured financial institutions in excess of federally insured limits. We have not experienced any losses in such accounts and believe we are not exposed to significant risk. We maintain our cash equivalents and short-term investments with three financial institutions. We invest our excess cash primarily in commercial paper and debt instruments of financial institutions, corporations, U.S. government-sponsored agencies and the U.S. Treasury. Additionally, we established guidelines regarding approved investments and maturities of investments, which are designed to maintain safety and liquidity.

Property and Equipment

We carry our property and equipment at cost, which consists of lab equipment, computer equipment and software, furniture and fixtures and leasehold improvements. Property and equipment is depreciated using the straight-line method over the estimated useful lives (generally three to five years). Leasehold improvements are amortized over the lesser of their useful life or the remaining lease term, including any renewal periods that are deemed to be reasonably assured. Repair and maintenance costs that do not improve service potential or extend economic life are expensed as incurred.

Intangibles

We capitalize costs which consist principally of outside legal costs and filing fees related to obtaining patents. We review our capitalized patent costs periodically to determine that they include costs for patent applications that have future value and an alternative future use. We evaluate costs related to patents that we are not actively pursuing and write off these costs. We amortize patent costs over their patent lives, beginning with the date the patents are issued. The weighted average remaining life of the issued patents was 12 years at December 31, 2013.

We obtain licenses from third parties and capitalize the costs related to exclusive licenses that have alternative future use within multiple potential programs. We amortize capitalized licenses over their estimated useful life or term of the agreement, which for current licenses is 10 years.

Impairment of Long-Lived Assets

We regularly review the carrying amount of our property, equipment and intangible assets to determine whether indicators of impairment may exist which warrant adjustments to carrying values or estimated useful lives. If indications of impairment exist, projected future undiscounted cash flows associated with the asset are compared to the carrying amount to determine whether the asset's value is recoverable. If the carrying value of the asset exceeds such projected undiscounted cash flows, the asset will be written down to its estimated fair value. No impairment charges were recorded during the years ended December 31, 2013, 2012 and 2011.

Regulus Therapeutics Inc.
Notes to Financial Statements

Clinical Trial and Pre-Clinical Study Accruals

We make estimates of our accrued expenses as of each balance sheet date in our financial statements based on the facts and circumstances known to us at that time. Our accrued expenses for clinical trials are based on estimates of the fees associated with services provided by clinical trial investigational sites and CROs. Payments under some of the contracts we have with such parties depend on factors such as successful enrollment of patients, site initiation and the completion of clinical trial milestones. In accruing service fees, we estimate the time period over which services will be performed and the level of effort to be expended in each period. If possible, we obtain information regarding unbilled services directly from these service providers. However, we may be required to estimate these services based on other information available to us. If we underestimate or overestimate the activity or fees associated with a study or service at a given point in time, adjustments to research and development expenses may be necessary in future periods. Historically, our estimated accrued liabilities have approximated actual expense incurred. Subsequent changes in estimates may result in a material change in our accruals.

Segment Reporting

Operating segments are identified as components of an enterprise about which separate discrete financial information is available for evaluation by the chief operating decision-maker in making decisions regarding resource allocation and assessing performance. To date, we have viewed our operations and managed our business as one segment operating primarily in the United States.

Comprehensive Loss

Comprehensive loss is defined as the change in equity during a period from transactions and other events and/or circumstances from non-owner sources. Our only component of other comprehensive loss is unrealized gains (losses) on available-for-sale securities. Comprehensive gains (losses) have been reflected in the statements of operations and comprehensive loss and as a separate component of the statements of convertible preferred stock and stockholders' equity (deficit) for all periods presented.

Reclassifications

Certain current and non-current liabilities in prior period financial statements have been reclassified or consolidated to conform to the current period presentation. These reclassifications had no impact on our statements of operations, statements of preferred stock and stockholders' equity (deficit) or statements of cash flows.

Recent Accounting Pronouncements

In July 2013, the FASB issued Accounting Standards Update No. 2013-11, *Presentation of an Unrecognized Tax Benefit When a Net Operating Loss Carryforward, a Similar Tax Loss, or a Tax Credit Carryforward Exists* ("ASU 2013-11"). This update provides explicit guidance on the financial statement presentation of an unrecognized tax benefit when a net operating loss carryforward, a similar tax loss, or a tax credit carryforward exists. This guidance is effective prospectively for fiscal years, and interim periods within those years, beginning after December 15, 2013, with an option for early adoption. We intend to adopt this guidance in 2014, and do not believe the adoption of this standard will have a material impact on our financial condition, results of operations or related financial statement disclosures.

Regulus Therapeutics Inc.
Notes to Financial Statements

2. Net Loss Per Share

Basic net loss per share is calculated by dividing the net loss by the weighted average number of common shares outstanding for the period, without consideration for common stock equivalents. Diluted net loss per share is calculated by dividing the net loss by the weighted-average number of common share equivalents outstanding for the period determined using the treasury-stock method. Dilutive common stock equivalents are comprised of convertible preferred stock and options outstanding under our stock option plan. For all periods presented, there is no difference in the number of shares used to calculate basic and diluted shares outstanding due to our net loss position.

Potentially dilutive securities not included in the calculation of diluted net loss per share because to do so would be anti-dilutive are as follows (in common equivalent shares):

	Years ended December 31,		
	2013	2012	2011
Convertible preferred stock outstanding	—	—	13,699,999
Common stock options	3,639,270	1,883,311	2,338,250
Convertible note payable	1,411,659	1,366,787	—
Total	<u>5,050,929</u>	<u>3,250,098</u>	<u>16,038,249</u>

In October 2012, all convertible preferred stock converted in conjunction with our initial public offering. For the year ended December 31, 2011 we had convertible notes payable outstanding of \$10.0 million that were convertible into convertible preferred stock upon the occurrence of various future preferred stock financing events at prices that were not determinable until the occurrence of the future events. As such, we have excluded those convertible notes payable from the table above. For the years ended December 31, 2013 and 2012 we had a convertible note payable outstanding with a principal balance of \$5.4 million that was convertible into common shares at \$4.00 per share, at the option of the note holder. Those shares are included for the years ended December 31, 2013 and 2012.

3. Investments

We invest our excess cash in commercial paper and debt instruments of financial institutions, corporations and U.S. government-sponsored agencies. As of December 31, 2013, our short-term investments had a weighted average maturity of less than two years.

The following tables summarize our short-term investments (in thousands):

As of December 31, 2013	Maturity (in years)	Amortized cost	Unrealized		Estimated fair value
			Gains	Losses	
Corporate debt securities	2 or less	\$71,402	\$ 39	\$(25)	\$71,416
Certificates of deposit	2 or less	11,710	—	—	11,710
Commercial paper	1 or less	6,069	2	—	6,071
Debt securities of U.S. government-sponsored agencies	1 or less	7,000	1	—	7,001
Total		<u>\$96,181</u>	<u>\$ 42</u>	<u>\$(25)</u>	<u>\$96,198</u>

Regulus Therapeutics Inc.
Notes to Financial Statements

<u>As of December 31, 2012</u>	<u>Maturity (in years)</u>	<u>Amortized cost</u>	<u>Unrealized</u>		<u>Estimated fair value</u>
			<u>Gains</u>	<u>Losses</u>	
Corporate debt securities	2 or less	\$44,898	\$ 7	\$(49)	\$44,856
Certificates of deposit	1 or less	6,200	—	—	6,200
Commercial paper	2 or less	6,492	—	—	6,492
Total		<u>\$57,590</u>	<u>\$ 7</u>	<u>\$(49)</u>	<u>\$57,548</u>

4. Fair Value Measurements

We have certain financial assets and liabilities recorded at fair value which have been classified as Level 1, 2 or 3 within the fair value hierarchy as described in the accounting standards for fair value measurements.

Applicable accounting guidance defines fair value as the exchange price that would be received for an asset or paid to transfer a liability (an exit price) in the principal or most advantageous market for the asset or liability in an orderly transaction between market participants as of the measurement date. Market participants are buyers and sellers in the principal market that are (i) independent, (ii) knowledgeable, (iii) able to transact, and (iv) willing to transact. The guidance provides an established hierarchy for inputs used in measuring fair value that maximizes the use of observable inputs and minimizes the use of unobservable inputs by requiring that the most observable inputs be used when available. Observable inputs are inputs that market participants would use in valuing the asset or liability and are developed based on market data obtained from independent sources. Unobservable inputs are inputs that reflect our assumptions about the factors that market participants would use in valuing the asset or liability. The guidance prioritizes the inputs used in measuring the fair value into the following hierarchy:

- Level 1 includes financial instruments for which quoted market prices for identical instruments are available in active markets.
- Level 2 includes financial instruments for which there are inputs other than quoted prices included within Level 1 that are observable for the instrument such as quoted prices for similar instruments in active markets, quoted prices for identical or similar instruments in markets with insufficient volume or infrequent transactions (less active markets) or model-driven valuations in which significant inputs are observable or can be derived principally from, or corroborated by, observable market data.
- Level 3 includes financial instruments for which fair value is derived from valuation techniques in which one or more significant inputs are unobservable, including management's own assumptions.

Regulus Therapeutics Inc.
Notes to Financial Statements

The following table presents our fair value hierarchy for assets and liabilities measured at fair value on a recurring basis at December 31, 2013 and 2012 (in thousands):

	Fair value as of December 31, 2013			
	Total	Level 1	Level 2	Level 3
Assets:				
Cash equivalents	\$ 17,170	\$17,170	\$ —	\$ —
Corporate debt securities	71,416	—	71,416	—
Certificates of deposit	11,710	—	11,710	—
Debt securities of U.S. government-sponsored agencies	7,001	—	7,001	—
Commercial paper	6,071	—	6,071	—
	<u>\$113,368</u>	<u>\$17,170</u>	<u>\$96,198</u>	<u>\$ —</u>
Liabilities:				
Convertible notes payable	\$ 11,279	\$ —	\$ —	\$11,279
	Fair value as of December 31, 2012			
	Total	Level 1	Level 2	Level 3
Cash equivalents	\$ 39,363	\$39,363	\$ —	\$ —
Corporate debt securities	44,856	—	44,856	—
Certificates of deposit	6,200	—	6,200	—
Commercial paper	6,492	—	6,492	—
	<u>\$ 96,911</u>	<u>\$39,363</u>	<u>\$57,548</u>	<u>\$ —</u>
Liabilities:				
Convertible notes payable	\$ 10,134	\$ —	\$ —	\$10,134

The following table presents a reconciliation of the liabilities measured at fair value on a quarterly basis using significant unobservable inputs (Level 3) from December 31, 2012 to December 31, 2013 (in thousands):

	Fair Value Measurements Using Significant Unobservable Inputs (Level 3)
Balance at December 31, 2012	\$10,134
Change in estimated fair value of convertible notes payable	1,145
Balance at December 31, 2013	<u>\$11,279</u>

We obtain pricing information from quoted market prices or quotes from brokers/dealers. We generally determine the fair value of our investment securities using standard observable inputs, including reported trades, broker/dealer quotes, bids and/or offers.

In July 2012, we amended and restated the 2010 GSK Note, which resulted in a debt extinguishment for accounting purposes. Concurrently with the debt extinguishment, we elected the fair value option for the 2010 GSK Note. The amended and restated 2010 GSK Note provided for a rollover into a new promissory note, effective as of the closing date of a qualifying initial public offering (the "Post-IPO GSK Note"). In October 2012, upon our initial public offering, the Post-IPO GSK Note was established, and the 2010 GSK Note was simultaneously cancelled and obligations thereto were terminated. We valued the 2010 GSK Note at July 2012, September 2012 and at the extinguishment date. We valued the Post-IPO GSK Note each quarter since that

Regulus Therapeutics Inc.
Notes to Financial Statements

date. We recorded a \$1.7 million loss on extinguishment of debt (the difference between the original \$5.0 million carrying value and the then fair value) in July 2012. In subsequent periods, changes in fair value have been recorded on a quarterly basis in non-operating earnings. We recorded a loss from change in value of the convertible note payable of \$1.1 million and \$3.0 million on the statements of operations and comprehensive loss for the years ended December 31, 2013 and 2012.

We used an income approach in the form of a convertible bond valuation model to value the note. The convertible bond model considered the debt and option characteristics of the note. The key inputs to the model as of December 31, 2013 and 2012 was volatility (66% and 75%, respectively), risk-free rate (0.325% and 0.421%, respectively), and credit spread (7.4% and 9.5%, respectively). The volatility inputs were based on historical and implied volatility of peer companies. Peer companies were consistent with those used previously for purposes of determining volatility for stock-based compensation. The risk-free rate inputs were based on the yield of US Treasury Strips as of each date. The credit spread inputs were based on a creditworthiness analysis of the Company and market rates for comparable straight debt instruments.

5. Strategic Alliances and Collaborations

The following table summarizes the amounts included in our revenues which resulted from our strategic alliances and collaboration (in thousands):

	Year ended December 31,		
	2013	2012	2011
Sanofi-Aventis	\$15,336	\$10,030	\$10,033
GSK	1,778	1,996	3,734
AstraZeneca	1,859	559	—
Biogen Idec	596	115	—
Total	\$19,569	\$12,700	\$13,767

Sanofi

In July 2012, we amended and restated our collaboration and license agreement with Sanofi to expand the potential therapeutic applications of the *micro*RNA alliance targets to be developed under such agreement. The modification made to the agreement was considered a material modification, which required the application of the new authoritative guidance adopted by us in January 2011 for multiple element arrangements. We determined that the elements within the strategic alliance agreement with Sanofi should be treated as a single unit of accounting because the delivered elements did not have stand-alone value to Sanofi. The following elements were delivered as part of the strategic alliance with Sanofi: (1) a license for up to four *micro*RNA targets; and (2) a research license under our technology alliance.

In June 2013, the original research term expired, upon which we and Sanofi entered into an option agreement pursuant to which we granted Sanofi an exclusive right to negotiate the co-development and commercialization of certain of our unencumbered *micro*RNA programs and we were granted the exclusive right to negotiate with Sanofi for co-development and commercialization of certain miR-21 anti-miRs in oncology and Alport's Syndrome. In July 2013, we received an upfront payment of \$2.5 million, of which \$1.25 million is creditable against future amounts payable by Sanofi to us under any future co-development and commercialization agreement we enter pursuant to the option agreement. The non-creditable portion of this payment, \$1.25 million, is being recognized as revenue over the option period from the effective date of the option agreement in June 2013 through the expiration of the option period. Revenue associated with the creditable portion of this option payment will be deferred until its application to a creditable transaction.

Regulus Therapeutics Inc.
Notes to Financial Statements

In addition, we agreed to continue specified research on the miR-21 programs during the option period. As a result of the expiration of the original research term and subsequent option agreement, we re-evaluated our estimated period of performance and are now amortizing the remaining deferred revenue associated with the initial upfront payment of \$25.0 million ratably from June 2013 through the expiration of the option period. Deferred revenue at December 31, 2013 was \$2.2 million.

We have evaluated the remaining contingent event-based payments under our strategic alliance agreement with Sanofi and determined that the preclinical payments meet the definition of a substantive milestone. Accordingly, revenue for these achievements will be recognized in its entirety in the period when the milestone is achieved and collectability is reasonably assured. Other contingent event-based payments under the strategic alliance agreement for which payment is contingent upon the results of Sanofi's performance will not be accounted for using the milestone method. Such payments will be recognized as revenue over our remaining estimated period of performance, if any, and when collectability is reasonably assured. As of the expiration of the research term in June 2013, Sanofi no longer had rights to select additional *microRNA* targets. We can earn a preclinical milestone of \$15.0 million upon the filing of an Investigational New Drug application ("IND") for the selected *microRNA* target. We can also receive milestone payments of up to \$33.0 million for clinical milestones and up to \$165.0 million for regulatory and commercial milestones. In addition, we are entitled to receive royalties based on a percentage of net sales which will range from 8 to 12%, depending upon the volume of sales.

GSK

In April 2008, we entered into a strategic alliance with GSK to discover, develop and commercialize novel *microRNA*-targeted therapeutics to treat inflammatory diseases (the "immuno-inflammatory alliance"). In February 2010, we and GSK expanded the strategic alliance to include hepatitis C virus infection ("HCV") to discover, develop and commercialize *microRNA* therapeutics targeting miR-122 for the treatment of HCV (the "HCV alliance"). In June 2012, we amended our immuno-inflammatory alliance to extend the target selection period for the fourth collaboration target. The modification made to the agreement was considered a material modification, which required the application of the new authoritative guidance adopted by us in January 2011 for multiple element arrangements. We determined that the elements within the immuno-inflammatory alliance should be treated as a single unit of accounting because the delivered elements, the opt-in licenses for *microRNA* product candidates, did not have stand-alone value to GSK. As a result of the extension of the target selection period, we extended the amortization period for the remaining deferred revenue to approximately eight years, which represented our new estimated period of performance. As of December 31, 2013, deferred revenue associated with the immuno-inflammatory alliance was \$3.5 million, which we are expecting to recognize over the remaining estimated period of performance of approximately 6 years.

In June 2013, the HCV alliance was amended to state that RG-101, and other formulations thereof, will be developed by us independently of our alliance for the treatment of chronic HCV infection. This amendment removed any further milestone or royalty obligations owed by GSK to us as it relates only to RG-101. Concurrent with the amendment, we recorded the remaining \$1.1 million in deferred revenue associated with the upfront payment from the HCV alliance, as our estimated period of performance was complete.

Immuno-Inflammatory Alliance

The immuno-inflammatory alliance includes contractual milestones. If all the product candidates are successfully developed and commercialized through pre-agreed sales targets we could receive milestone payments up to \$432.5 million, including up to \$15.5 million for preclinical milestones, up to \$87.0 million for clinical milestones, up to \$150.0 million for regulatory milestones and up to \$180.0 million for commercialization milestones. We are also entitled to receive tiered royalties as a percentage of annual sales which can increase up to the low end of the 10 to 20% range.

Regulus Therapeutics Inc.
Notes to Financial Statements

We have evaluated the remaining contingent event-based payments under our immuno-inflammatory alliance and determined that the preclinical and clinical payments meet the definition of a substantive milestone. Accordingly, revenue for these achievements will be recognized in its entirety in the period when the milestone is achieved and collectability is reasonably assured. Other contingent event-based payments under the strategic alliance agreement for which payment is contingent upon the results of GSK's performance will not be accounted for using the milestone method. Such payments will be recognized as revenue over the remaining estimated period of performance, if any, and when collectability is reasonably assured. We can earn the following preclinical milestones: \$0.5 million upon the selection of a fourth *microRNA* target and \$5.0 million upon the selection of a development candidate for each of the selected three targets. We can also earn the following clinical milestones for each of the selected three targets: \$4.0 million for the initiation of a Phase 1 clinical trial; \$5.0 million for the initiation of a Phase 2 clinical trial; and \$20.0 million if GSK chooses to opt-in to the program following the completion of a proof-of-concept trial.

HCV Alliance

Notwithstanding the foregoing, GSK has retained its interest in the miR-122 program in HCV, and miR-122 remains a collaboration target under the alliance. If the HCV program is successful, we could receive contractual milestone payments up to \$144.5 million, including up to \$5.5 million for preclinical milestones, up to \$29.0 million for clinical milestones, up to \$50.0 million for regulatory milestones and up to \$60.0 million for commercialization milestones. In addition, we will receive tiered royalties which can increase up to the low end of the 10 to 20% range on sales from any product that GSK successfully commercializes under this alliance.

We have evaluated the remaining contingent event-based payments under the HCV alliance and determined that the preclinical and clinical payments meet the definition of a substantive milestone. Accordingly, revenue for these achievements will be recognized in its entirety in the period when the milestone is achieved and collectability is reasonably assured. Other contingent event-based payments under the strategic alliance agreement for which payment is contingent upon the results of GSK's performance will not be accounted for using the milestone method. Such payments will be recognized as revenue over the remaining estimated period of performance, if any, and when collectability is reasonably assured. We can earn a preclinical milestone of \$5.5 million upon the selection of a development candidate. We can also earn the following clinical milestones: \$4.0 million for initiation of a Phase 1 clinical trial; \$5.0 million for the initiation of a Phase 2 clinical trial; and \$20.0 million if GSK chooses to opt-in to the program following the completion of a proof-of-concept trial. We have no obligation to perform any research or development activities unless mutually agreed upon by the parties.

AstraZeneca

In August 2012, we entered into a collaboration and license agreement with AstraZeneca. Under the terms of the agreement, we have agreed to collaborate with AstraZeneca to identify, research and develop compounds targeting three *microRNA* alliance targets primarily in the fields of cardiovascular diseases, metabolic diseases and oncology. Pursuant to the agreement, we granted AstraZeneca an exclusive, worldwide license to thereafter develop, manufacture and commercialize lead compounds designated by AstraZeneca in the course of the collaboration activities against the alliance targets for all human therapeutic uses. Under the terms of the agreement we are required to use commercially reasonable efforts to perform all research, development and manufacturing activities described in the research plan, at our cost, until the acceptance of an IND or the end of the research term, which extends until the fourth anniversary of the date of the agreement, and may be extended only by mutual written agreement of us and AstraZeneca. Following the earlier to occur of the acceptance of an IND in a major market or the end of the research term, AstraZeneca will assume all costs, responsibilities and obligations for further development, manufacture and commercialization of alliance product candidates.

Regulus Therapeutics Inc.
Notes to Financial Statements

Under the terms of the agreement, we received an upfront payment of \$3.0 million in October 2012. We determined the elements within the strategic alliance agreement should be treated as a single unit of accounting because the delivered element, the license, does not have stand-alone value. As a result, we are recognizing revenue related to the upfront payment on a straight-line basis over our estimated period of performance, which is four years based on the expected term of the research and development plan. If all three targets are successfully developed and commercialized through pre-agreed sales targets, we could receive milestone payments up to \$498.0 million, including preclinical milestones of up to \$5.0 million upon lead compound identification, up to \$123.0 million for clinical milestones, and up to \$370.0 million for commercialization milestones. In addition, we are entitled to receive royalties based on a percentage of net sales which will range from the mid-single digits to the low end of 10 to 20%, depending upon the product and the volume of sales, which royalties may be reduced in certain, limited circumstances.

We have evaluated the contingent event-based payments under our strategic alliance agreement with AstraZeneca and determined that the preclinical payments meet the definition of substantive milestones. Accordingly, revenue for these achievements will be recognized in its entirety in the period when the milestone is achieved and collectability is reasonably assured. Other contingent event-based payments under the strategic alliance agreement for which payment is contingent upon the results of AstraZeneca's performance will not be accounted for using the milestone method. Such payments will be recognized as revenue over the remaining estimated period of performance, if any, and when collectability is reasonably assured.

Concurrently with the collaboration and license agreement, we entered into a Common Stock Purchase Agreement ("CSPA") with AstraZeneca, pursuant to which we agreed to sell to AstraZeneca an aggregate of \$25.0 million of our common stock in a private placement concurrently with our initial public offering, at a price per share equal to the initial public offering price. In October 2012, in accordance with the CSPA, we sold AstraZeneca 6,250,000 shares of our common stock at a price per share of \$4.00. Further, the CSPA stipulated that AstraZeneca could not sell, transfer, make any short sale of, or grant any option for the sale of any common stock for a 365-day period following the effective date of our initial public offering. Accounting guidance for multiple element arrangements contains a presumption that separate contracts negotiated and/or entered into at or near the same time with the same entity were negotiated as a package and should be evaluated as a single agreement. We valued the discount applied to the shares of common stock due to the one-year restriction. Based upon restricted stock studies of similar duration and a Black-Scholes valuation to measure the lack of marketability discount, \$4.3 million was attributed to the collaboration and license agreement. We continue to recognize the \$4.3 million into revenue ratably over the estimated period of performance of the collaboration. As of December 31, 2013, deferred revenue associated with the collaboration and license agreement and CSPA was \$2.0 million and \$2.9 million, respectively, which we are expecting to recognize over the remaining contractual term and corresponding estimated period of performance of approximately 2.5 years.

Biogen Idec

In August 2012, we entered into a collaboration and license agreement with Biogen Idec pursuant to which we and Biogen Idec have agreed to collaborate on *micro*RNA biomarkers for multiple sclerosis ("MS"). Under the terms of the agreement, we granted Biogen Idec an exclusive, royalty free, worldwide license to our interest in the collaboration intellectual property for the purpose of commercializing non-*micro*RNA products for the treatment, diagnosis and prevention of MS and non-MS diseases and disorders. We also granted Biogen Idec an exclusive, royalty-free, worldwide license, with the right to sublicense, to our interest in the collaboration intellectual property (and a non-exclusive license to our background intellectual property) for the purpose of commercializing products for the diagnosis of MS. We also granted Biogen Idec a right of first negotiation on certain commercial transactions relating to *micro*RNA products which utilize intellectual property developed during the collaboration. Pursuant to the terms of the agreement, in August 2012 we received an upfront payment of \$0.8 million. We are also eligible to

Regulus Therapeutics Inc.
Notes to Financial Statements

receive research milestone payments up to an aggregate of \$1.3 million. We considered the elements within the collaboration and license agreement as a single unit of accounting because the delivered element, the license, does not have stand-alone value. As a result, we are recognizing revenue relating to the upfront payment of \$0.8 million on a straight-line basis over our estimated period of performance, which is approximately two years based on the expected term of the research and development plan.

In June 2013, we amended the collaboration and license agreement to provide for revised terms with respect to Phase 1 of the research plan and related milestone payment provisions. The Biogen Idec amendment does not modify the maximum dollar amount we were originally eligible to receive in connection with Phase 1 milestones under the Biogen Idec agreement, or our estimated period of performance.

We have evaluated the contingent event-based payments under our collaboration and license agreement with Biogen Idec and determined that the research payments meet the definition of substantive milestones. Accordingly, revenue for these achievements will be recognized in its entirety in the period when the milestone is achieved and collectability is reasonably assured. In October 2013 and November 2013, we received research milestone payments totaling \$0.3 million. In addition, we can earn the following research milestones: \$0.5 million for validation of the *microRNA* biomarker in a second independent sample set; and \$0.5 million upon the refinement of the *microRNA* biomarker signature from a longitudinal study of patient samples on MS therapy. As of December 31, 2013, deferred revenue associated with the collaboration and license agreement was \$0.3 million, which we are expecting to recognize over the remaining contractual term and corresponding estimated period of performance of 10 months.

Concurrently with the collaboration and license agreement, we entered into a note purchase agreement with Biogen Idec, pursuant to which we issued a convertible promissory note in the principal amount of \$5.0 million. The \$5.0 million note plus accrued interest converted into 1,256,232 shares of our common stock upon the closing of our initial public offering in October 2012 at a conversion price of \$4.00 per share.

6. Property and Equipment, net

The following table summarizes our major classes of property and equipment (in thousands):

	December 31,	
	2013	2012
Laboratory equipment	\$ 5,342	\$ 4,583
Computer equipment and software	114	114
Furniture and fixtures	119	93
Leasehold improvements	1,805	751
Construction in progress	119	211
	<u>7,499</u>	<u>5,752</u>
Less accumulated depreciation and amortization	(3,731)	(2,442)
Property and equipment, net	<u>\$ 3,768</u>	<u>\$ 3,310</u>

Depreciation and amortization of property and equipment of \$1.3 million, \$0.9 million and \$0.8 million was recorded for the years ended December 31, 2013, 2012 and 2011, respectively.

Regulus Therapeutics Inc.
Notes to Financial Statements

7. Intangible Assets, net

The following table summarizes our major classes of intangible assets (in thousands):

	December 31,	
	2013	2012
Patents	\$ 960	\$ 913
Licenses	404	404
	1,364	1,317
Accumulated amortization	(236)	(163)
Intangibles, net	\$1,128	\$1,154

Intangible asset amortization of \$0.1 million, \$0.1 million and \$0.1 million was recorded for the years ended December 31, 2013, 2012 and 2011, respectively. Amortization of these intangible assets over the next five years is expected to be approximately \$0.1 million per year.

8. Commitments and Contingencies

Operating Lease

We lease office and laboratory space located at 3545 John Hopkins Court, La Jolla, California (the “Facility”) for our corporate headquarters and research facility under an operating lease agreement (the “Lease”). The Lease commenced in July 2010 and provided for approximately 22,000 square feet of office and laboratory space, expiring in June 2017. In November 2012, we amended the Lease to expand our laboratory and office space by approximately 7,000 square feet, including the addition of an approximately 3,000 square foot dedicated research and development laboratory. Lease payments for this additional space began October 2013. We have an option to terminate and cancel the lease in June 2015 upon six months’ written notice to our landlord. We also have two options to extend the lease for successive three-year periods.

In connection with the inception of the Lease, we were provided tenant incentives of \$0.1 million which was used to construct a leasehold improvement. In addition, we were provided and fully utilized a tenant improvement allowance of approximately \$0.6 million, which was used to fund additional leasehold improvements. In January 2011, the Lease was amended to memorialize the payback of the allowance into our base rent. In conjunction with the amendment of the Lease in November 2012, we were provided an additional tenant improvement allowance of approximately \$0.7 million, which was utilized in 2013 to fund leasehold improvements in the newly occupied space. We are obligated to repay our landlord the tenant improvement allowance, plus interest at a fixed rate of 8%, on a monthly basis over the remaining term of the Lease. The future minimum payment summary below includes our amended base rents over the remaining period of the lease agreement.

Cumulative rent to be paid over the lease term is being amortized on a straight-line basis over the term of the Lease. Rent expense for the years ended December 31, 2013, 2012 and 2011 was approximately \$0.7 million, \$0.6 million and \$0.5 million, respectively. We account for the difference between the minimum lease payments and the straight-line amount as deferred rent. Deferred rent at December 31, 2013 and 2012 was approximately \$0.9 million and \$0.5 million, respectively. We also pay property taxes, maintenance and insurance, which are expensed as incurred.

Regulus Therapeutics Inc.
Notes to Financial Statements

As of December 31, 2013, future annual minimum lease payments for our operating leases are as follows (in thousands):

2014	1,066
2015	1,138
2016	1,211
2017	624
Thereafter	—
	<u>\$4,039</u>

License Agreements

We have license agreements with third parties that require us to make annual license maintenance payments and future payments upon the success of licensed products that include milestones and/or royalties. Minimum future payments over the next five years are not material.

9. Convertible Notes Payable

As part of our strategic alliance with GSK established in April 2008, we issued a three-year convertible note in exchange for \$5.0 million (“2008 GSK Note”). In February 2010 and in connection with the subsequent expansion of that strategic alliance, we issued a convertible promissory note in exchange for \$5.0 million (“2010 GSK Note”).

2012 Amendment of the 2008 GSK Note

In July 2012, we amended and restated the 2008 GSK Note. We accounted for the amended and restated note as a debt modification. The amended and restated note provided that the principal amount plus interest under the note will, upon completion of our initial public offering in which we receive a minimum level of proceeds from new investors or that results in certain of our current stockholders together owning less than 50% of our voting securities, automatically convert into shares of our common stock at the initial public offering price. The \$5.0 million note plus accrued interest converted into 1,447,037 shares of our common stock upon the closing of our initial public offering in October 2012 at a conversion price of \$4.00 per share.

2012 Amendment of the 2010 GSK Note

In July 2012, we amended and restated our 2010 GSK Note. The amended and restated 2010 GSK Note provided for a rollover into a new promissory note, effective as of the closing date of a qualifying initial public offering (the “Post-IPO GSK Note”). The Post-IPO GSK Note would be equivalent to the aggregate amount of principal and accrued but unpaid interest as of the initial public offering date. The 2010 GSK Note would then be simultaneously cancelled and obligations thereto would be terminated.

In October 2012, in conjunction with our initial public offering, the Post-IPO GSK Note was established in the principal amount of \$5.4 million, which was equivalent to the original principal amount of \$5.0 million plus accrued but unpaid interest of approximately \$0.4 million. The Post-IPO GSK Note has a maturity date of three years from the anniversary date of the agreement, or October 2015. At GSK’s option, the Post-IPO GSK Note shall be convertible into shares of common stock of Regulus at any time prior to the maturity date with a conversion equal to the quotient of all outstanding principal and interest divided by the initial public offering price of \$4.00 per share. Concurrently with our initial public offering, we accounted cancellation of the 2010 GSK Note as a debt extinguishment and recorded a loss on the extinguishment of debt of \$1.7 million and elected

Regulus Therapeutics Inc.
Notes to Financial Statements

the fair value option for the Post-IPO GSK Note. As of December 31, 2013, the fair value of the Post-IPO GSK Note was \$11.3 million, and is classified as “Convertible notes payable, at fair value” on the balance sheet (see Note 4).

Note payable to Biogen Idec

In August 2012, we entered into a note purchase agreement with Biogen Idec, pursuant to which we issued Biogen Idec a convertible promissory note in the principal amount of \$5.0 million. The \$5.0 million note plus accrued interest converted into 1,256,232 shares of our common stock upon the closing of our initial public offering in October 2012 at a conversion price of \$4.00 per share.

10. Convertible Preferred Stock, Common Stock and Stockholders’ Deficit

Reverse stock split

On September 7, 2012, our board of directors approved a one-for-two reverse stock split of our common stock. The accompanying financial statements and notes to the financial statements give retroactive effect to the reverse split of our common stock for all periods presented.

Convertible Preferred Stock

Prior to the conversion in the initial public offering in October 2012, our convertible preferred stock was classified as temporary equity on the accompanying balance sheets instead of in stockholders’ equity (deficit) in accordance with authoritative guidance for the classification and measurement of redeemable securities. Upon certain change in control events that were outside of our control, including liquidation, sale or transfer of control of the Company, holders of the convertible preferred stock could cause its redemption.

As of December 31, 2012, all Series A Preferred Stock and Series B Preferred Stock had converted to common stock in conjunction with the initial public offering. Following our initial public offering, we filed an amended and restated certificate of incorporation to authorize 10,000,000 shares of undesignated preferred stock.

Public Offerings

In October 2012, we completed our initial public offering whereby we issued and sold 11,250,000 shares of common stock at a public offering price of \$4.00 per share, resulting in net proceeds to the Company of \$39.5 million. Concurrently with the completion of our initial public offering, we sold 6,250,000 shares of common stock in a private placement to AstraZeneca at the initial public offering price of \$4.00 per share, resulting in net proceeds to the Company of \$25.0 million. In addition, \$5.0 million of outstanding principal plus accrued interest of \$0.8 million underlying a convertible note that we issued to GSK in April 2008, which was amended and restated in July 2012, together with \$5.0 million of outstanding principal plus accrued interest underlying a convertible note that we issued to Biogen Idec in August 2012, was automatically converted upon the closing of our initial public offering into an aggregate of 2,703,269 shares of our common stock. Upon the closing of the initial public offering, all shares of the Company’s then-outstanding convertible preferred stock automatically converted into an aggregate of 13,699,999 shares of common stock. Underwriters for our initial public offering exercised an over-allotment option to purchase 1,480,982 additional shares of our common stock at \$4.00 per share, resulting in net proceeds of \$5.5 million. Inclusive of the initial public offering, underwriters’ exercise of their over-allotment option and concurrent private placement, we raised a total of \$70.0 million in net proceeds after deducting underwriter discounts, commissions and other offering expenses.

In July 2013, we completed a public offering whereby we sold 5,175,000 shares of common stock at \$9.50 per share and received net proceeds of \$45.8 million, after deducting underwriting discounts, commissions and other offering expenses.

Regulus Therapeutics Inc.
Notes to Financial Statements

Common Stock

As of December 31, 2013, there were 41,787,326 shares of common stock outstanding. Each share of common stock is entitled to one vote. The holders of the common stock are also entitled to receive dividends whenever funds are legally available and when declared by our Board of Directors. Following our initial public offering, we filed an amended and restated certificate of incorporation to authorize 200,000,000 shares of common stock.

Shares Reserved for Future Issuance

The following shares of common stock are reserved for future issuance at December 31, 2013:

Common stock options outstanding	5,598,207
Common stock options available for future grant	710,534
Employee Stock Purchase Plan	460,283
Convertible note payable (Post-IPO GSK Note)	<u>1,411,659</u>
Total common shares reserved for future issuance	<u>8,180,683</u>

The combined total number of shares reserved for issuance under the 2012 Plan is 710,534 shares as of December 31, 2013. The following table summarizes our stock option activity under the 2012 Plan for the year ended December 31, 2013 (in thousands, except per share and contractual term data):

	Number of options	Weighted average exercise price	Weighted average remaining contractual term (in years)	Aggregate intrinsic value
Options outstanding at December 31, 2012	4,720	\$2.11		
Granted	1,864	\$6.52		
Exercised	(732)	\$0.81		
Canceled/forfeited/expired	<u>(254)</u>	\$3.52		
Options outstanding at December 31, 2013	<u>5,598</u>	\$3.69	7.98	\$21,162
Vested or expected to vest at December 31, 2013	<u>5,382</u>	\$3.60	7.92	\$20,800
Exercisable at December 31, 2013	<u>2,244</u>	\$1.22	6.12	\$13,842

The weighted average grant date fair value per share of employee stock options granted during the years ended December 31, 2013, 2012 and 2011 was \$4.14, \$2.97 and \$1.14, respectively.

The total intrinsic value of stock options exercised was \$5.7 million, \$0.8 million and \$0.2 million during the years ended December 31, 2013, 2012 and 2011, respectively. Cash received from the exercise of stock options was approximately \$0.6 million, \$0.1 million and \$0.1 million for the years ended December 31, 2013, 2012 and 2011, respectively.

Regulus Therapeutics Inc.
Notes to Financial Statements

The assumptions used to estimate the fair value of stock options using the Black-Scholes option pricing model were as follows:

	<u>Year ended December 31,</u>		
	<u>2013</u>	<u>2012</u>	<u>2011</u>
Employee Stock Options:			
Risk-free interest rate	1.9%	0.9%	2.3%
Expected dividend yield	0.0%	0.0%	0.0%
Expected volatility	72.4%	73.4%	72.9%
Expected term (years)	6.1	6.1	6.1

Risk-free interest rate—The risk-free interest rate assumption is based on observed interest rates appropriate for the expected term of the stock option grants.

Expected dividend yield—The expected dividend yield assumption is based on the fact that we have never paid cash dividends and have no present intention to pay cash dividends.

Expected volatility—The expected volatility assumption is based on volatilities of a peer group of similar companies whose share prices are publicly available. The peer group was developed based on companies in the biotechnology industry.

Expected term—The expected term represents the period of time that options are expected to be outstanding. Because we do not have historic exercise behavior, we determine the expected life assumption using the simplified method, which is an average of the contractual term of the option and its ordinary vesting period.

Forfeitures—We reduce stock-based compensation expense for estimated forfeitures. Forfeitures are estimated at the time of grant and revised, if necessary, in subsequent periods if actual forfeitures differ from those estimates.

Stock-based compensation is reflected in the statement of operations and comprehensive loss as follows (in thousands):

	<u>Year Ended December 31,</u>		
	<u>2013</u>	<u>2012</u>	<u>2011</u>
Research and development	\$2,246	\$ 912	\$557
General and administrative	1,176	638	268
Total	<u>\$3,422</u>	<u>\$1,550</u>	<u>\$825</u>

The total compensation cost related to non-vested awards not yet recognized was \$7.8 million as of December 31, 2013. The weighted-average period over which this expense is expected to be recognized is approximately 2.3 years.

Employee Stock Purchase Plan

In October 2012, we adopted the 2012 Employee Stock Purchase Plan (“2012 Purchase Plan”), which enables participants to contribute up to 15% of such participant’s eligible compensation during a defined rolling six-month periods to purchase our common stock. The purchase price of common stock under the 2012 Purchase Plan will be the lesser of: (i) 85% of the fair market value of our common stock at the inception of the enrollment period or (ii) 85% of the fair market value of our common stock at the applicable purchase date. We issued 48,035 shares of

Regulus Therapeutics Inc.
Notes to Financial Statements

common stock under the 2012 Purchase Plan for the year ended December 31, 2013. As of December 31, 2013 460,283 shares of our common stock were reserved for future issuance and have been authorized for purchase under the 2012 Purchase Plan.

11. Defined Contribution Plan

In 2009, we established an employee 401(k) salary deferral plan (“401(k) Plan”) covering all eligible employees. Active employees who are at least 18 years old and are not otherwise disqualified under the terms of the 401(k) Plan are eligible to participate. Employees may contribute up to 50% of their compensation per year (subject to a maximum limit prescribed by federal tax law). Under the 401(k) Plan, we may elect to match a discretionary percentage of employee contributions. We have elected to match 25% of employees’ contributions up to 6% of the employees’ eligible salary. We made \$0.1 million, \$0.1 million and \$0.1 million in matching contributions for the years ended December 31, 2013, 2012 and 2011, respectively.

12. Income Taxes

The following table summarizes the components of our income tax (benefit) expense (in thousands):

	Year ended December 31,		
	<u>2013</u>	<u>2012</u>	<u>2011</u>
Current:			
Federal	\$—	\$—	\$205
State	<u>1</u>	<u>1</u>	<u>1</u>
	<u>1</u>	<u>1</u>	<u>206</u>
Deferred:			
Federal	(20)	(9)	—
State	<u>(4)</u>	<u>(2)</u>	<u>—</u>
	<u>(24)</u>	<u>(11)</u>	<u>—</u>
Income tax (benefit) expense	<u>\$ (23)</u>	<u>\$ (10)</u>	<u>\$ 206</u>

The following is a reconciliation of the expected statutory federal income tax provision to our actual income tax provision (in thousands):

	Year ended December 31,		
	<u>2013</u>	<u>2012</u>	<u>2011</u>
Expected income tax benefit at federal statutory tax rate ..	\$(6,355)	\$(5,923)	\$(2,522)
State income taxes, net of federal benefit	(1,090)	(1,016)	(432)
Tax credits	(2,406)	(423)	(683)
Government grant	—	—	(7)
Change in fair value of convertible note payable	456	1,183	—
Loss on debt extinguishment	—	692	—
Change in valuation allowance	9,026	5,386	3,058
Prior year true-up	(235)	(368)	333
Stock compensation	667	463	248
Other	<u>(86)</u>	<u>(4)</u>	<u>211</u>
Income tax (benefit) expense	<u>\$ (23)</u>	<u>\$ (10)</u>	<u>\$ 206</u>

Regulus Therapeutics Inc.
Notes to Financial Statements

The following table summarizes the significant components of our deferred tax assets and liabilities (in thousands):

	<u>December 31,</u>	
	<u>2013</u>	<u>2012</u>
Deferred tax assets:		
Net operating loss carryovers	\$ 17,460	\$ 8,528
Research and development and other tax credits	4,727	1,983
Deferred revenue	3,999	7,322
Intangibles and property and equipment basis difference	1,796	1,213
Other	<u>1,297</u>	<u>459</u>
Total deferred tax assets	29,279	19,505
Total deferred tax liabilities	<u>(973)</u>	<u>(226)</u>
Net deferred tax asset	28,306	19,279
Valuation allowance	<u>(28,306)</u>	<u>(19,279)</u>
Net deferred tax asset	<u>\$ —</u>	<u>—</u>

For all periods presented, we have determined that it is more likely than not that our deferred tax asset will not be realized. Accordingly, we have recorded a valuation allowance to fully offset the net deferred tax asset of \$28.3 million.

As of December 31, 2013, we had federal and California tax net operating loss carryforwards of \$44.2 million and \$52.6 million, respectively, which begin to expire in 2030 and 2031. At December 31, 2013, approximately \$1.6 million of the net operating loss carryforwards relate to stock option exercises, which will result in an increase to additional paid-in capital and a decrease in income taxes payable at the time when the tax loss carryforwards are utilized. As of December 31, 2013, we also had federal and California research and development tax credit carryforwards of \$3.6 million and \$2.8 million, respectively. The federal research and development tax credit carryforwards will begin to expire in 2029. The California research and development tax credit carryforwards are available indefinitely. As of December 31, 2013, we also had \$0.2 million of Federal Alternative Minimum Tax Credit carryforwards that are available indefinitely.

The future utilization of our research and development credit carryforwards and net operating loss carryforwards to offset future taxable income may be subject to an annual limitation as a result of ownership changes that may have occurred previously or may occur in the future. The Tax Reform Act of 1986 (the Act) limits a company's ability to utilize certain tax credit carryforwards and net operating loss carryforwards in the event of a cumulative change in ownerships in excess of 50% as defined in the Act.

The following table summarizes the changes in the amount of our unrecognized tax benefits (in thousands):

	<u>Year Ended December 31,</u>		
	<u>2013</u>	<u>2012</u>	<u>2011</u>
Beginning balance of unrecognized tax benefits	\$ 569	\$406	\$288
Increase (decrease) for prior year tax positions	137	50	(29)
Increase for current year tax positions	386	113	147
Total	<u>\$1,092</u>	<u>\$569</u>	<u>\$406</u>

Regulus Therapeutics Inc.
Notes to Financial Statements

Included in the balance of unrecognized tax benefits at December 31, 2013, is \$1.1 million that, if recognized, would not impact our income tax benefit or effective tax rate as long as our deferred tax asset remains subject to a full valuation allowance. We do not expect any significant increases or decreases to our unrecognized tax benefits within the next 12 months.

We are subject to taxation in the United States and California. We are subject to income tax examination by tax authorities in those jurisdictions for 2009 and forward.

It is our practice to recognize interest and/or penalties related to income tax matters in income tax expense. For the years ended December 31, 2013, 2012 and 2011, we have not recognized any interest or penalties related to income taxes.

13. Related-Party Transactions

We have entered into several agreements with related parties in the ordinary course of business to license intellectual property and to procure administrative and research and development support services.

In August 2013, we entered into an amendment to the Amended and Restated License and Collaboration Agreement with Isis and Alnylam dated January 1, 2009, as amended in June 2010 and October 2011 (as amended, the "Amendment"). Under the terms of the Amendment, the parties agreed to our use of certain Alnylam-controlled intellectual property concerning the use and manufacture of GalNAc conjugates ("GalNAc Process Technology") on a non-exclusive basis. We will generally not be permitted to sublicense or otherwise transfer the GalNAc Process Technology and other Alnylam licensed intellectual property rights relating to GalNAc conjugate technology without the prior written consent of Alnylam, subject to certain limited exceptions for sublicenses to third party collaboration partners. There were no financial terms related to this Amendment.

The following table summarizes the amounts included in our operating expenses as a result of costs incurred from services provided under the Services Agreement (in thousands):

	Years ended December 31,		
	<u>2013</u>	<u>2012</u>	<u>2011</u>
Services performed or out-of-pocket expenses paid to Alnylam	\$550	\$2	\$8

Regulus Therapeutics Inc.
Notes to Financial Statements

14. Selected Quarterly Financial Data (Unaudited)

The following financial information reflects all normal recurring adjustments, which are, in the opinion of management, necessary for a fair statement of the results of the interim periods. Summarized quarterly data for 2013 and 2012 are as follows (in thousands, except per share data):

	For the quarters ending			
	March 31	June 30	September 30	December 31
2013:				
Revenues	\$ 3,238	\$ 4,759	\$ 6,118	\$5,454
Operating expenses	8,788	9,445	9,023	10,116
Net loss	(7,229)	(7,348)	(2,164)	(1,927)
Basic net loss per share ⁽¹⁾	\$ (0.20)	\$ (0.20)	\$ (0.05)	\$ (0.05)
Diluted net loss per share ⁽¹⁾⁽²⁾	\$ (0.20)	\$ (0.20)	\$ (0.07)	\$ (0.11)
2012:				
Revenues	\$ 3,344	\$ 3,309	\$ 2,809	\$3,238
Operating expenses	5,525	5,867	6,341	7,541
Net loss	(2,248)	(2,599)	(5,685)	(6,876)
Basic and diluted net loss per share ⁽¹⁾	\$(13.06)	\$(10.78)	\$(15.98)	\$ (0.22)

- (1) Net loss per share is computed independently for each of the quarters presented. Therefore, the sum of the quarterly per-share calculations will not necessarily equal the annual per share calculation.
- (2) Applicable accounting guidance provides that a contract (such as the 2010 GSK Note) that is reported as an asset or liability for accounting purposes may require an adjustment to the numerator of the diluted earnings per share calculation for any changes in income or loss that would result if the contract had been reported as an equity instrument during the period. For these periods, adjustments were made to the numerator of the diluted earnings per share calculation to adjust net loss to remove the gain from the change in value of the convertible note payable. Adjustments to the denominator were made to add the number of shares to be issued upon conversion of the convertible note payable.

15. Subsequent Events

In February 2014, we and Sanofi entered into a second amended and restated collaboration and license agreement to extend our strategic alliance. Under the terms of our extended alliance, Sanofi will have opt-in rights to our miR-21 pre-clinical fibrosis program targeting miR-21 for the treatment of Alport Syndrome, our preclinical program targeting miR-21 for oncology indications, and our preclinical programs targeting miR-221/222 for oncology indications, each of which is to be led by us. If Sanofi chooses to exercise its option on any of these programs, Sanofi will reimburse us for a significant portion of our preclinical and clinical development costs and will also pay us an option exercise fee for any such program, provided that \$1.25 million of the \$2.5 million upfront option fee paid to us by Sanofi in connection with the June 2013 option agreement will be creditable against such option exercise fee. In addition, we will be eligible to receive clinical and regulatory milestone payments under these programs and potentially commercial milestone payments. We also continue to be eligible to receive royalties on *microRNA* therapeutic products commercialized by Sanofi and will have the right to co-promote these products.

In connection with our entry into the second amended and restated collaboration and license agreement with Sanofi, we sold and issued 1,303,780 shares of our common stock to Aventis, an entity affiliated with Sanofi, in a private placement at a price per share of \$7.67 for an aggregate purchase price of \$10.0 million.

Item 9. Changes in and Disagreements With Accountants on Accounting and Financial Disclosure

None

Item 9A. Controls and Procedures

Evaluation of Disclosure Controls and Procedures

We maintain disclosure controls and procedures that are designed to ensure that information required to be disclosed in our periodic and current reports that we file with the SEC is recorded, processed, summarized and reported within the time periods specified in the SEC's rules and forms, and that such information is accumulated and communicated to our management, including our chief executive officer and principal financial officer, as appropriate, to allow timely decisions regarding required disclosure. In designing and evaluating the disclosure controls and procedures, management recognized that any controls and procedures, no matter how well designed and operated, can provide only reasonable and not absolute assurance of achieving the desired control objectives. In reaching a reasonable level of assurance, management necessarily was required to apply its judgment in evaluating the cost-benefit relationship of possible controls and procedures. In addition, the design of any system of controls also is based in part upon certain assumptions about the likelihood of future events, and there can be no assurance that any design will succeed in achieving its stated goals under all potential future conditions; over time, control may become inadequate because of changes in conditions, or the degree of compliance with policies or procedures may deteriorate. Because of the inherent limitations in a cost-effective control system, misstatements due to error or fraud may occur and not be detected.

As of December 31, 2013, we carried out an evaluation, under the supervision and with the participation of our management, including our chief executive officer and principal financial officer, of the effectiveness of the design and operation of our disclosure controls and procedures, as defined in Rules 13a-15(e) and 15d-15(e) under the Exchange Act. Based on this evaluation, our chief executive officer and principal financial officer concluded that our disclosure controls and procedures were effective at the reasonable assurance level as of December 31, 2013.

Management's Report on Internal Control Over Financial Reporting

Our management is responsible for establishing and maintaining adequate internal control over financial reporting as such term is defined in Exchange Act Rule 13a-15(f). Internal control over financial reporting is a process designed under the supervision and with the participation of our management, including our principal executive and financial officer, to provide reasonable assurance regarding the reliability of financial reporting and the preparation of financial statements for external purposes in accordance with accounting principles generally accepted in the United States of America.

As of December 31, 2013, our management assessed the effectiveness of our internal control over financial reporting using the criteria set forth by the Committee of Sponsoring Organizations of the Treadway Commission in Internal Control-Integrated Framework (1992 Framework). Based on this assessment, our management concluded that, as of December 31, 2013, our internal control over financial reporting was effective based on those criteria.

Changes in Internal Control Over Financial Reporting

There were no changes in our internal control over financial reporting identified in management's evaluation pursuant to Rules 13a-15(d) or 15d-15(d) of the Exchange Act during the quarter ended December 31, 2013 that materially affected, or are reasonably likely to materially affect, our internal control over financial reporting.

Item 9B. Other Information

Not applicable.

PART III

Item 10. Directors, Executive Officers and Corporate Governance

The information required by this item and not set forth below will be set forth in the section headed “Election of Directors” and “Executive Officers” in our Proxy Statement for our 2014 Annual Meeting of Stockholders, or Proxy Statement, to be filed with the SEC within 120 days after the end of the fiscal year ended December 31, 2013, and is incorporated herein by reference.

We have adopted a code of ethics for directors, officers (including our principal executive officer, principal financial officer and principal accounting officer) and employees, known as the Code of Business Conduct and Ethics. The Code of Business Conduct and Ethics is available on our website at <http://www.regulusrx.com> under the Corporate Governance section of our Investor Relations page. We will promptly disclose on our website (i) the nature of any amendment to the policy that applies to our principal executive officer, principal financial officer, principal accounting officer or controller, or persons performing similar functions and (ii) the nature of any waiver, including an implicit waiver, from a provision of the policy that is granted to one of these specified individuals that is required to be disclosed pursuant to SEC rules and regulations, the name of such person who is granted the waiver and the date of the waiver.

Item 11. Executive Compensation

The information required by this item will be set forth in the section headed “Executed Compensation” in our Proxy Statement and is incorporated herein by reference.

Item 12. Security Ownership of Certain Beneficial Owners and Management and Related Stockholder Matters

The information required by this item will be set forth in the section headed “Security Ownership of Certain Beneficial Owners and Management” in our Proxy Statement and is incorporated herein by reference.

The information required by Item 201(d) of Regulation S-K will be set forth in the section headed “Executive Compensation” in our Proxy Statement and is incorporated herein by reference.

Item 13. Certain Relationships and Related Transactions, and Director Independence

The information required by this item will be set forth in the section headed “Transactions With Related Persons” in our Proxy Statement and is incorporated herein by reference.

Item 14. Principal Accounting Fees and Services

The information required by this item will be set forth in the section headed “Ratification of Selection of Independent Registered Public Accounting Firm” in our Proxy Statement and is incorporated herein by reference.

PART IV

Item 15. Exhibits, Financial Statement Schedules

1. *Financial Statements.* We have filed the following documents as part of this Annual Report:

	<u>Page</u>
Report of Independent Registered Public Accounting Firm	70
Balance Sheets	71
Statements of Operations and Comprehensive Loss	72
Statements of Convertible Preferred Stock and Stockholders' Equity (Deficit)	73
Statements of Cash Flows	74
Notes to Financial Statements	75

2. *Financial Statement Schedules.* None.

3. *Exhibits.* For a list of exhibits filed with this Annual Report on Form 10-K, refer to the exhibit index.

SIGNATURES

Pursuant to the requirements of Section 13 or 15(d) of the Securities Exchange Act of 1934, the registrant has duly caused this Annual Report on Form 10-K to be signed on its behalf by the undersigned, thereunto duly authorized.

Regulus Therapeutics Inc.

Date: February 27, 2014

By: /s/ Kleanthis G. Xanthopoulos
Kleanthis G. Xanthopoulos, Ph.D.
President & Chief Executive Officer

POWER OF ATTORNEY

KNOW ALL PERSONS BY THESE PRESENTS, that each person whose signature appears below constitutes and appoints Kleanthis G. Xanthopoulos, Ph.D. his or her true and lawful attorney-in-fact, with full power of substitution, for him or her in any and all capacities, to sign any amendments to this Annual Report on Form 10-K and to file the same, with exhibits thereto and other documents in connection therewith, with the Securities and Exchange Commission, hereby ratifying and confirming all that said attorney-in-fact or his substitute or substitutes may do or cause to be done by virtue hereof.

Pursuant to the requirements of the Securities Exchange Act of 1934, this Annual Report on Form 10-K has been signed below by the following persons on behalf of the registrant and in the capacities and on the dates indicated.

<u>Signature</u>	<u>Title</u>	<u>Date</u>
/s/ Kleanthis G. Xanthopoulos Kleanthis G. Xanthopoulos, Ph.D.	Director, President & Chief Executive Officer (Principal Executive Officer, Principal Financial Officer and Principal Accounting Officer)	February 27, 2014
/s/ Stelios Papadopoulos Stelios Papadopoulos, Ph.D.	Chairman of the Board of Directors	February 27, 2014
/s/ David Baltimore David Baltimore, Ph.D.	Director	February 27, 2014
/s/ Bruce L.A. Carter Bruce L.A. Carter, Ph.D.	Director	February 27, 2014
/s/ Mark G. Foletta Mark G. Foletta	Director	February 27, 2014
/s/ John M. Maraganore John M. Maraganore, Ph.D.	Director	February 27, 2014
/s/ B. Lynne Parshall B. Lynne Parshall	Director	February 27, 2014
/s/ William H. Rastetter William H. Rastetter, Ph.D.	Director	February 27, 2014
/s/ Douglas E. Williams Douglas E. Williams, Ph.D.	Director	February 27, 2014

EXHIBIT INDEX

<u>Exhibit Number</u>	<u>Description</u>
3.1	Amended and Restated Certificate of Incorporation of the Registrant (incorporated by reference to Exhibit 3.1 to the Registrant's Current Report on Form 8-K, filed with the SEC on October 11, 2012).
3.2	Amended and Restated Bylaws of the Registrant (incorporated by reference to Exhibit 3.2 to the Registrant's Current Report on Form 8-K, filed with the SEC on October 11, 2012).
4.1	Reference is made to Exhibits 3.1 and 3.2.
4.2	Form of Common Stock Certificate of the Registrant (incorporated by reference to Exhibit 4.1 to the Registrant's Registration Statement on Form S-1, as amended (File No. 333-183384), originally filed with the SEC on August 17, 2012).
10.1*	Form of Indemnity Agreement between the Registrant and its directors and officers (incorporated by reference to Exhibit 10.1 to the Registrant's Registration Statement on Form S-1, as amended (File No. 333-183384), originally filed with the SEC on August 17, 2012).
10.2*	Regulus Therapeutics Inc. 2009 Equity Incentive Plan, as amended, and Form of Stock Option Grant Notice, Option Agreement and Form of Notice of Exercise (incorporated by reference to Exhibit 10.2 to the Registrant's Registration Statement on Form S-1, as amended (File No. 333-183384), originally filed with the SEC on August 17, 2012).
10.3*	2012 Equity Incentive Plan and Form of Stock Option Agreement and Form of Stock Option Grant Notice thereunder (incorporated by reference to Exhibit 10.3 to the Registrant's Registration Statement on Form S-1, as amended (File No. 333-183384), originally filed with the SEC on August 17, 2012).
10.4*	Non-Employee Director Compensation Policy, as amended.
10.5*	2012 Employee Stock Purchase Plan (incorporated by reference to Exhibit 10.5 to the Registrant's Registration Statement on Form S-1, as amended (File No. 333-183384), originally filed with the SEC on August 17, 2012).
10.6*	Amended and Restated Employment Agreement between the Registrant and Kleanthis G. Xanthopoulos, Ph.D., dated June 15, 2012 (incorporated by reference to Exhibit 10.6 to the Registrant's Registration Statement on Form S-1, as amended (File No. 333-183384), originally filed with the SEC on August 17, 2012).
10.7*	Amended and Restated Employment Agreement between the Registrant and Garry E. Menzel, Ph.D., dated June 15, 2012 (incorporated by reference to Exhibit 10.7 to the Registrant's Registration Statement on Form S-1, as amended (File No. 333-183384), originally filed with the SEC on August 17, 2012).
10.8*	Employment Agreement between the Registrant and Neil W. Gibson, Ph.D., dated June 15, 2012 (incorporated by reference to Exhibit 10.8 to the Registrant's Registration Statement on Form S-1, as amended (File No. 333-183384), originally filed with the SEC on August 17, 2012).
10.9*	Neil W. Gibson, Ph.D. Yearly Discretionary Merit Bonus Percentage Increase, effective January 1, 2014.
10.10	Lease between the Registrant and BMR-John Hopkins Court LLC, a Delaware limited liability company, dated March 19, 2010 (incorporated by reference to Exhibit 10.9 to the Registrant's Registration Statement on Form S-1, as amended (File No. 333-183384), originally filed with the SEC on August 17, 2012).
10.11	First Amendment to Lease between the Registrant and BMR-John Hopkins Court LLC, a Delaware limited liability company, dated April 26, 2010 (incorporated by reference to Exhibit 10.10 to the Registrant's Registration Statement on Form S-1, as amended (File No. 333-183384), originally filed with the SEC on August 17, 2012).

<u>Exhibit Number</u>	<u>Description</u>
10.12	Second Amendment to Lease between the Registrant and BMR-John Hopkins Court LLC, a Delaware limited liability company, dated January 26, 2011 (incorporated by reference to Exhibit 10.11 to the Registrant's Registration Statement on Form S-1, as amended (File No. 333-183384), originally filed with the SEC on August 17, 2012).
10.13	Third Amendment to Lease between the Registrant and BMR-3545-3575 John Hopkins LP, a Delaware limited partnership (formerly known as BMR-John Hopkins Court LLC), dated February 27, 2012 (incorporated by reference to Exhibit 10.12 to the Registrant's Registration Statement on Form S-1, as amended (File No. 333-183384), originally filed with the SEC on August 17, 2012).
10.14	Fourth Amendment to Lease between the Registrant and BMR-3545-3575 John Hopkins LP, a Delaware limited partnership (formerly known as BMR-John Hopkins Court LLC), dated November 19, 2012 (incorporated by reference to Exhibit 10.13 to the Registrant's Annual Report on Form 10-K, filed with the SEC on February 19, 2013).
10.15†	Founding Investor Rights Agreement among the Registrant, Alnylam Pharmaceuticals, Inc. and Isis Pharmaceuticals, Inc., dated January 1, 2009 (incorporated by reference to Exhibit 10.13 to the Registrant's Registration Statement on Form S-1, as amended (File No. 333-183384), originally filed with the SEC on August 17, 2012).
10.16	Amendment Number One to the Founding Investor Rights Agreement among the Registrant, Alnylam Pharmaceuticals, Inc. and Isis Pharmaceuticals, Inc., dated June 7, 2010 (incorporated by reference to Exhibit 10.14 to the Registrant's Registration Statement on Form S-1, as amended (File No. 333-183384), originally filed with the SEC on August 17, 2012).
10.17	Amendment Number Two to the Founding Investor Rights Agreement among the Registrant, Alnylam Pharmaceuticals, Inc. and Isis Pharmaceuticals, Inc., dated October 27, 2010 (incorporated by reference to Exhibit 10.15 to the Registrant's Registration Statement on Form S-1, as amended (File No. 333-183384), originally filed with the SEC on August 17, 2012).
10.18†	Amended and Restated License and Collaboration Agreement among the Registrant, Alnylam Pharmaceuticals, Inc. and Isis Pharmaceuticals, Inc., dated January 1, 2009 (incorporated by reference to Exhibit 10.17 to the Registrant's Registration Statement on Form S-1, as amended (File No. 333-183384), originally filed with the SEC on August 17, 2012).
10.19†	Amendment Number One to the Amended and Restated License and Collaboration Agreement among the Registrant, Alnylam Pharmaceuticals, Inc. and Isis Pharmaceuticals, Inc., dated June 10, 2010 (incorporated by reference to Exhibit 10.18 to the Registrant's Registration Statement on Form S-1, as amended (File No. 333-183384), originally filed with the SEC on August 17, 2012).
10.20†	Amendment Number Two to the Amended and Restated License and Collaboration Agreement among the Registrant, Alnylam Pharmaceuticals, Inc. and Isis Pharmaceuticals, Inc., dated October 25, 2011 (incorporated by reference to Exhibit 10.19 to the Registrant's Registration Statement on Form S-1, as amended (File No. 333-183384), originally filed with the SEC on August 17, 2012).
10.21†	Product Development and Commercialization Agreement between the Registrant and Glaxo Group Limited, dated April 17, 2008 (incorporated by reference to Exhibit 10.20 to the Registrant's Registration Statement on Form S-1, as amended (File No. 333-183384), originally filed with the SEC on August 17, 2012).
10.22†	Amendment #1 to the Product Development and Commercialization Agreement between the Registrant and Glaxo Group Limited, dated February 24, 2010 (incorporated by reference to Exhibit 10.21 to the Registrant's Registration Statement on Form S-1, as amended (File No. 333-183384), originally filed with the SEC on August 17, 2012).

<u>Exhibit Number</u>	<u>Description</u>
10.23†	Amendment #2 to the Product Development and Commercialization Agreement between the Registrant and Glaxo Group Limited, dated June 16, 2010 (incorporated by reference to Exhibit 10.22 to the Registrant's Registration Statement on Form S-1, as amended (File No. 333-183384), originally filed with the SEC on August 17, 2012).
10.24†	Amendment #3 to the Product Development and Commercialization Agreement between the Registrant and Glaxo Group Limited, dated June 30, 2011 (incorporated by reference to Exhibit 10.23 to the Registrant's Registration Statement on Form S-1, as amended (File No. 333-183384), originally filed with the SEC on August 17, 2012).
10.25†	Exclusive License and Nonexclusive Option Agreement between the Registrant and Glaxo Group Limited, dated February 24, 2010 (incorporated by reference to Exhibit 10.24 to the Registrant's Registration Statement on Form S-1, as amended (File No. 333-183384), originally filed with the SEC on August 17, 2012).
10.26†	Co-Exclusive License Agreement among the Board of Trustees of the Leland Stanford Junior University, Alnylam Pharmaceuticals, Inc. and Isis Pharmaceuticals, Inc., dated August 31, 2005 (incorporated by reference to Exhibit 10.25 to the Registrant's Registration Statement on Form S-1, as amended (File No. 333-183384), originally filed with the SEC on August 17, 2012).
10.27	Assignment Agreement between the Registrant and Isis Pharmaceuticals, Inc., dated July 13, 2009 (incorporated by reference to Exhibit 10.26 to the Registrant's Registration Statement on Form S-1, as amended (File No. 333-183384), originally filed with the SEC on August 17, 2012).
10.28†	License Agreement between the Registrant and Max-Planck-Innovation GmbH, dated June 5, 2009 (incorporated by reference to Exhibit 10.27 to the Registrant's Registration Statement on Form S-1, as amended (File No. 333-183384), originally filed with the SEC on August 17, 2012).
10.29†	Amended and Restated License Agreement among Max-Planck-Innovation GmbH, the Registrant, Isis Pharmaceuticals, Inc. and Alnylam Pharmaceuticals, Inc., dated April 18, 2011 (incorporated by reference to Exhibit 10.28 to the Registrant's Registration Statement on Form S-1, as amended (File No. 333-183384), originally filed with the SEC on August 17, 2012).
10.30†	NYU-Regulus License Agreement by and between the Registrant and New York University, dated March 28, 2011 (incorporated by reference to Exhibit 10.29 to the Registrant's Registration Statement on Form S-1, as amended (File No. 333-183384), originally filed with the SEC on August 17, 2012).
10.31†	Exclusive Patent License Agreement between the Registrant and Bayerische Patent Allianz GmbH, dated May 18, 2010 (incorporated by reference to Exhibit 10.30 to the Registrant's Registration Statement on Form S-1, as amended (File No. 333-183384), originally filed with the SEC on August 17, 2012).
10.32†	Amended and Restated Collaboration and License Agreement between the Registrant and Sanofi, dated July 16, 2012 (incorporated by reference to Exhibit 10.31 to the Registrant's Registration Statement on Form S-1, as amended (File No. 333-183384), originally filed with the SEC on August 17, 2012).
10.33†	Non-Exclusive Technology Alliance and Option Agreement between the Registrant and Sanofi, dated June 21, 2010 (incorporated by reference to Exhibit 10.32 to the Registrant's Registration Statement on Form S-1, as amended (File No. 333-183384), originally filed with the SEC on August 17, 2012).
10.34	Amended and Restated Convertible Promissory Note No. 1 made by the Registrant in favor of Glaxo Group Limited, dated July 27, 2012 (incorporated by reference to Exhibit 10.33 to the Registrant's Registration Statement on Form S-1, as amended (File No. 333-183384), originally filed with the SEC on August 17, 2012).

<u>Exhibit Number</u>	<u>Description</u>
10.35	Amended and Restated Convertible Promissory Note No. 2 made by the Registrant in favor of Glaxo Group Limited, dated July 27, 2012 (incorporated by reference to Exhibit 10.34 to the Registrant's Registration Statement on Form S-1, as amended (File No. 333-183384), originally filed with the SEC on August 17, 2012).
10.36†	Amendment #4 to the Product Development and Commercialization Agreement between the Registrant and Glaxo Group Limited, dated June 29, 2012 (incorporated by reference to Exhibit 10.35 to the Registrant's Registration Statement on Form S-1, as amended (File No. 333-183384), originally filed with the SEC on August 17, 2012).
10.37	Amendment Number Three to the Founding Investor Rights Agreement among the Registrant, Alnylam Pharmaceuticals, Inc. and Isis Pharmaceuticals, Inc., dated July 24, 2012 (incorporated by reference to Exhibit 10.36 to the Registrant's Registration Statement on Form S-1, as amended (File No. 333-183384), originally filed with the SEC on August 17, 2012).
10.38†	Collaboration and License Agreement between the Registrant and AstraZeneca AB, dated August 14, 2012 (incorporated by reference to Exhibit 10.37 to the Registrant's Registration Statement on Form S-1, as amended (File No. 333-183384), originally filed with the SEC on August 17, 2012).
10.39	Common Stock Purchase Agreement between the Registrant and AstraZeneca AB, dated August 14, 2012 (incorporated by reference to Exhibit 10.38 to the Registrant's Registration Statement on Form S-1, as amended (File No. 333-183384), originally filed with the SEC on August 17, 2012).
10.40†	Collaboration and License Agreement between the Registrant and Biogen Idec MA Inc., dated August 15, 2012 (incorporated by reference to Exhibit 10.39 to the Registrant's Registration Statement on Form S-1, as amended (File No. 333-183384), originally filed with the SEC on August 17, 2012).
10.41	Note Purchase Agreement between the Registrant and Biogen Idec MA Inc., dated August 15, 2012 (incorporated by reference to Exhibit 10.40 to the Registrant's Registration Statement on Form S-1, as amended (File No. 333-183384), originally filed with the SEC on August 17, 2012).
10.42	Convertible Promissory Note made by the Registrant in favor of Biogen Idec MA Inc., dated August 15, 2012 (incorporated by reference to Exhibit 10.41 to the Registrant's Registration Statement on Form S-1, as amended (File No. 333-183384), originally filed with the SEC on August 17, 2012).
10.43	Investor Rights Agreement, dated October 10, 2012, between AstraZeneca AB and the Registrant (incorporated by reference to Exhibit 10.1 to the Registrant's Current Report on Form 8-K, filed with the SEC on October 11, 2012).
10.44	Convertible Promissory Note, dated October 10, 2012, made by the Registrant in favor of Glaxo Group Limited (incorporated by reference to Exhibit 10.2 to the Registrant's Current Report on Form 8-K, filed with the SEC on October 11, 2012).
10.45†	Amendment #5 to the Product Development and Commercialization Agreement between the Registrant and Glaxo Group Limited, dated June 6, 2013 (incorporated by reference to Exhibit 10.46 to the Registrant's Registration Statement on Form S-1, as amended (File No. 333-189607), originally filed with the SEC on June 26, 2013).
10.46	Letter Agreement dated April 26, 2013 between the Registrant and Sanofi (incorporated by reference to Exhibit 10.47 to the Registrant's Registration Statement on Form S-1, as amended (File No. 333-189607), originally filed with the SEC on June 26, 2013).
10.47†	Option Letter Agreement dated June 21, 2013 between the Registrant and Sanofi (incorporated by reference to Exhibit 10.48 to the Registrant's Registration Statement on Form S-1, as amended (File No. 333-189607), originally filed with the SEC on June 26, 2013).

<u>Exhibit Number</u>	<u>Description</u>
10.48	Amendment to Option Letter Agreement dated January 30, 2014 between the Registrant and Sanofi (incorporated by reference to Exhibit 99.1 to the Registrant's Current Report on Form 8-K, filed with the SEC on February 5, 2014).
10.49†	Amendment No. 1 (to Collaboration and License Agreement) between the Registrant and AstraZeneca AB, dated April 30, 2013 (incorporated by reference to Exhibit 10.49 to the Registrant's Registration Statement on Form S-1, as amended (File No. 333-189607), originally filed with the SEC on June 26, 2013).
10.50†	Amendment No. 1 to Collaboration and License Agreement between the Registrant and Biogen Idec MA Inc., dated June 24, 2013 (incorporated by reference to Exhibit 10.50 to the Registrant's Registration Statement on Form S-1, as amended (File No. 333-189607), originally filed with the SEC on June 26, 2013).
10.51†	Amendment Number Three to the Amended and Restated License and Collaboration Agreement among the Company, Alnylam Pharmaceuticals, Inc. and Isis Pharmaceuticals, Inc., dated August 2, 2013 (incorporated by reference to Exhibit 99.1 to the Registrant's Current Report on Form 8-K, filed with the SEC on August 7, 2013).
10.52†	Second Amended and Restated Collaboration and License Agreement dated February 4, 2014 between the Registrant and Sanofi.
10.53	Common Stock Purchase Agreement dated February 4, 2014 between the Registrant and Aventis Holdings Inc. (incorporated by reference to Exhibit 99.2 to the Registrant's Current Report on Form 8-K, filed with the SEC on February 5, 2014).
10.54	Registration Rights Agreement dated February 4, 2014 between the Registrant and Aventis Holdings Inc. (incorporated by reference to Exhibit 99.3 to the Registrant's Current Report on Form 8-K, filed with the SEC on February 5, 2014).
23.1	Consent of Independent Registered Public Accounting Firm.
24.1	Power of Attorney. Reference is made to the signature page hereto.
31.1	Certification of the Principal Executive Officer and Principal Financial Officer pursuant to Rule 13a-14(a) or 15d-14(a) of the Securities Exchange Act of 1934.
32.1**	Certification of the Principal Executive Officer and Principal Financial Officer pursuant to 18 U.S.C. Section 1350, as adopted pursuant to Section 906 of the Sarbanes-Oxley Act of 2002.
101.INS***	XBRL Instance Document.
101.SCH***	XBRL Taxonomy Extension Schema Document.
101.CAL***	XBRL Taxonomy Extension Calculation Linkbase Document.
101.DEF***	XBRL Taxonomy Extension Definition Linkbase Document.
101.LAB***	XBRL Taxonomy Extension Label Linkbase Document.
101.PRE***	XBRL Taxonomy Extension Presentation Linkbase Document.

† We have requested or received confidential treatment for certain portions of this agreement, which have been omitted and filed separately with the SEC pursuant to Rule 406 under the Securities Act of 1933, as amended, or Rule 24b-2 of the Securities Exchange Act of 1934, as amended.

* Indicates management contract or compensatory plan.

** This certification is being furnished solely to accompany this annual report pursuant to 18 U.S.C. Section 1350, and is not being filed for purposes of Section 18 of the Securities Exchange Act of 1934 and is not to be incorporated by reference into any filing of the Registrant, whether made before or after the date hereof, regardless of any general incorporation language in such filing.

*** Pursuant to applicable securities laws and regulations, we are deemed to have complied with the reporting obligation relating to the submission of interactive data files in such exhibits and are not subject to liability under

any anti-fraud provisions of the federal securities laws as long as we have made a good faith attempt to comply with the submission requirements and promptly amend the interactive data files after becoming aware that the interactive data files fail to comply with the submission requirements. Users of this data are advised that, pursuant to Rule 460T, these interactive data files are deemed not filed and otherwise are not subject to liability.

LEADERSHIP

Kleanthis G. Xanthopoulos, Ph.D.
President and Chief Executive Officer

Neil W. Gibson, Ph.D.
Chief Scientific Officer

David L. Szekeres
Chief Business Officer and General Counsel

Mary Glanville
Senior Vice President, Human Capital

Victor Knopov, Ph.D.
Vice President, Pharmaceutical Development

DIRECTORS

David Baltimore, Ph.D.
Professor of Biology at the California Institute of Technology and the Recipient of the 1975 Nobel Prize in Physiology or Medicine

Bruce L.A. Carter, Ph.D.
Former President and CEO of Zymogenetics, Inc. and current board member of additional biotechnology companies and scientific organizations

Mark G. Foletta
Former Senior Vice President, Finance and Chief Financial Officer of Amylin Pharmaceuticals, Inc. and current board member of additional biotechnology and healthcare companies

John M. Maraganore, Ph.D.
Chief Executive Officer of Alynlam Pharmaceuticals, Inc.

Stelios Papadopoulos, Ph.D.
Co-founder of several biotechnology companies and former Vice Chairman of Cowen & Company

B. Lynne Parshall, Esq.
Director and Chief Operating Officer of Isis Pharmaceuticals, Inc.

William H. Rastetter, Ph.D.
Former President and CEO of IDEC Pharmaceuticals and current board member of additional biopharmaceutical companies

Douglas E. Williams, Ph.D.
Executive Vice President of Research and Development of Biogen Idec, Inc.

Kleanthis G. Xanthopoulos, Ph.D.
President and Chief Executive Officer of Regulus Therapeutics Inc.

HEADQUARTERS

3545 John Hopkins Court, Suite 210
San Diego, CA 92121

ANNUAL STOCKHOLDERS' MEETING

May 22, 2014 at 9:00 am PDT at Regulus' headquarters, 3545 John Hopkins Court, Suite 210, San Diego, CA 92121

STOCK LISTING

NASDAQ: RGLS

INVESTOR RELATIONS

Amy Conrad
Director, Investor Relations
and Corporate Communications
Tel: 858.202.6321
Email: aconrad@regulusrx.com

TRANSFER AGENT


Computershare Trust Company, N.A.
250 Royall Street, Canton, MA, 02021
Tel: 800.962.4284
Web: www.computershare.com

INDEPENDENT REGISTERED PUBLIC ACCOUNTING FIRM

Ernst & Young LLP
4370 La Jolla Village Drive, Suite 500
San Diego, CA 92122

FORWARD LOOKING STATEMENTS

This report contains statements that discuss our future expectations, contain projections of our results of operations and financial condition and includes other forward-looking statements within the meaning of Section 27A of the Securities and Exchange Act of 1933, as amended, and Section 21E of the Securities and Exchange Act of 1934, as amended. Our actual results may differ significantly and materially from those expressed in these forward-looking statements as a result of risks and uncertainties, including those detailed in our Annual Report on Form 10-K. We disclaim any intent or obligation to update these forward-looking statements, and you should not unduly rely on them.



Regulus Therapeutics Inc.
3545 John Hopkins Court, Suite 210
San Diego, CA 92121-1121
Tel: 858-202-6300
www.regulusrx.com

Annual Report Design by AldenMC
www.aldenmc.com